



CAF WORLD GIVING INDEX 2017

A global view of giving trends

September 2017

Contents

Foreword	4
About this report	5
Key findings and conclusions	6
Laying the groundwork for global giving	7
CAF World Giving Index 2017 map	8
1 Global view	
1.1 The CAF World Giving Index Top 20	10
1.2 Global trends across behaviours	13
2 Three giving behaviours	
2.1 Helping a stranger	
2.1.1 Top 10 countries for helping a stranger, by participation and population	16
2.1.2 Helping a stranger and gender	17
2.1.3 Helping a stranger and age	18
2.2 Donating money to charity	
2.2.1 Top 10 countries for donating money, by participation and population	20
2.2.2 Donating money and gender	21
2.2.3 Donating money and age	22
2.3 Volunteering time	
2.3.1 Top 10 countries for volunteering time, by participation and population	24
2.3.2 Volunteering time and gender	25
2.3.3 Volunteering time and age	26
3 Continental comparisons	
3.1 Continental World Giving Index scores	28
3.2 Continental giving behaviour scores	29
4 Most improved countries	
4.1 Most improved countries for 2017	30
4.2 Most improved countries over time	31
Appendices	
1 Alphabetical CAF World Giving Index full table	33
2 CAF World Giving Index full table	35
3 Helping a stranger full table	38
4 Donating money full table	40
5 Volunteering time full table	42
6 Methodology	44
7 Surveyed countries	45

Copyright © Charities Aid Foundation 2017

All rights reserved. No part of this publication may be reproduced, stored in a retrieval system, or transmitted in any form or by any means, including electronic, mechanical, photocopying, recording or otherwise, without the prior written permission of the copyright owner.

Foreword

For eight years, the CAF World Giving Index has given unique insight into generosity around the world – chronicling trends in giving across continents and cultures worldwide.

Its aim is simple: to provoke debate and encourage people, policymakers and civil society to think about what drives giving, and put in place policies to grow the culture of giving worldwide.

The questions that make up the Index focus on the universal – do we give money or time or do we help strangers in need. It confounds traditional views of the link between wealth and generosity, confirming what we all surely know: that giving is about spirit and inner motivation, not about financial means.

This year, all developed countries in the top 20 most generous show a fall. But across the continent of Africa, giving is on the rise. It would be wrong to read too much into one year's findings. But what is clear is that across fast developing countries the potential for giving is on the rise. People across the world are becoming employed, wealth is starting to spread, and millions of people are enjoying rising living standards and disposable income.

What would happen if those people felt confident to give to civil society? It could yield vast resources to help solve the world's most intractable social problems, help people in need, build truly sustainable development and transform lives around the world.

The world has a historic opportunity to cultivate civil society, and through it, transform the lives of millions. And this international study provides a chance to talk about how we can make that happen.

That is what the CAF World Giving Index is about.

A handwritten signature in black ink that reads "John Low". The signature is written in a cursive style with a large initial 'J' and 'L'.

Sir John Low
Chief Executive
Charities Aid Foundation

About this report

Background

The aim of the CAF World Giving Index is to provide insight into the scope and nature of giving around the world. In order to ensure that giving is understood in its various forms, the report looks at three aspects of giving behaviour. The questions that lie at the heart of the report are:

Have you done any of the following in the past month?



Helped a stranger, or someone you didn't know who needed help?



Donated money to a charity?



Volunteered your time to an organisation?

Fieldwork is conducted by the market research firm, Gallup,¹ as part of its World Poll initiative².

CAF World Giving Index 2017

This eighth edition of the World Giving Index again presents giving data from across the globe over a five year period (2012-2016). The World Giving Index 2017 includes data from 139 countries that was collected throughout 2016. A full explanation of the methodology used is included in the appendices.

CAF World Giving Index ranking and scores

The method used to calculate World Giving Index scores remains identical to previous years. In order to establish a rounded measure of giving behaviour across the world, the World Giving Index relies on a simple averaging of the responses from the three key questions asked in each country. Each country is given a percentage score and countries are ranked on the basis of these scores.

About us

Charities Aid Foundation [CAF] is a leading international charity registered in the United Kingdom, with presence in nine countries covering six continents. Its mission is to motivate society to give ever more effectively and help transform lives and communities around the world. We do this by working globally to increase the flow of funds to the charity and non-profit sectors through the provision of philanthropy advice and services.

1 Gallup website: www.gallup.com/home.aspx

2 Gallup World Poll website: <http://www.gallup.com/services/170945/world-poll.aspx>

Key findings and conclusions

Giving is down across the globe

The CAF World Giving Index shows that there has been a global decrease in giving since the last report. This follows a high point recorded by last year's Index, in particular for helping a stranger. The proportion of people across the world who reported donating money in 2016 – when the research for this year's report was conducted – is the lowest seen for three years.

Every Western country in the top 20 has a decreased score this year

New Zealand, the United States, Australia, Canada, Ireland, the Netherlands, the United Kingdom, Malta, Iceland, Germany and Norway have each seen a decrease in their CAF World Giving Index score of between one and five percentage points. Scores for the continents of Europe, Asia and Oceania are lower than their five-year averages, whilst Asia specifically has seen a decline in all three giving behaviours.

Africa is the only continent to see an increase in all three giving behaviours

Last year's report found that giving habits in Africa had recorded a positive shift after several years of little change. Africa has this year gone against the global downward trend and is the only continent to see an increase in all three giving behaviours when compared to its five-year average score.

For the fourth year running Myanmar tops the CAF World Giving Index

The high proportion of people donating money in Myanmar once again ensures its place at the top of the rankings. This is likely due to the prevalence of small, frequent acts of giving in support of those living a monastic lifestyle. However, Myanmar's score is five percentage points lower than last year, when we reported its highest ever score. We hypothesised that this high score may have been driven by a sense of optimism ahead of the country's first openly contested election for 25 years³. In late 2015, the National League for Democracy swept to power with Aung San Suu Kyi sworn in as the country's de facto leader after two decades of house arrest. However, transition from military dictatorship to civilian government is proving extremely difficult. Conflict escalated in Myanmar during 2016, with allegations of serious human rights abuses against the country's displaced Rohingya Muslims being levelled by the United Nations and other agencies.

3 https://en.wikipedia.org/wiki/Myanmar_general_election,_2015

Laying the Groundwork for Global Giving

The CAF World Giving Index offers a unique glimpse of global trends in generosity. It enables us to provide answers to questions about where people are most likely to engage in pro social activities and to champion the growth of global giving. However, it does not tell us what factors are driving the growth in generosity, nor does it highlight the barriers which need to be removed to unleash it, nor does it aim to.

A new initiative by CAF, The Groundwork for Global Giving campaign seeks to highlight the potential for fast growing emerging economies to drive a golden age of generosity and deliver a sustainable development which works for all. Learning from the message of the CAF World Giving Index, the campaign seeks to create an inclusive culture of generosity and envisions a world where everyone gives. With as many as 2.4 billion people set to join the world's middle classes by 2030, it is crucial that we ensure that the groundwork is put in place to support and encourage a mass engagement in giving.⁴ We estimate that if the world's middle classes were to give just 0.5% of their spending – less than the average UK household gives and about the same as people in the Republic of Korea – that could amount to \$319 billion in resources for civil society organisations annually in 2030⁵.

To achieve this, we are calling for governments to;

- **make sure that civil society organisations are regulated in a fair, consistent and open way**
- **make it easy for people to give** and offer incentives for giving where possible
- **promote civil society** as an independent voice in public life and **respect the right of** not-for-profit organisations to speak out on important issues

International funders to;

- **provide funding for organisations which provide support to donors and civil society organisations** to build infrastructure that can continue to generate funds for civil society even after aid ends
- **fund local organisations directly** to improve the accountability and efficiency of aid
- recognise the importance of **helping grantees to build sustainable domestic support** and fund accordingly

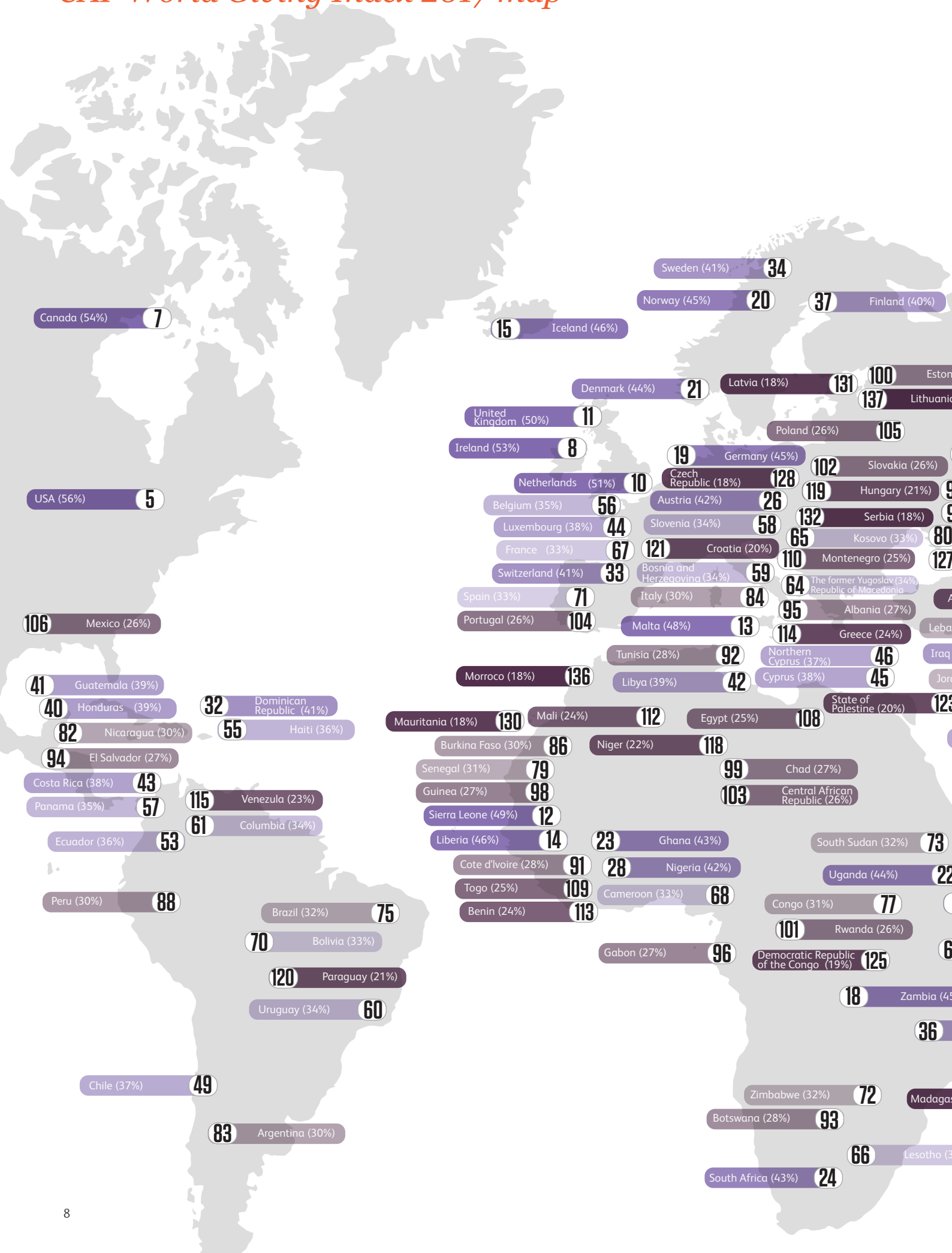
Civil society organisations to;

- **ensure good governance and be honest about impact** to build public trust in civil society organisations
- **meaningfully engage local communities in decision making** so civil society becomes locally owned
- recognise and **build on traditional forms of giving** to create organisations and a culture of giving which works to the strengths of the local context

To find out more about the Groundwork for Global Giving campaign and to find out how you can support it, please visit <https://www.cafonline.org/about-us/campaigns-and-public-affairs/groundwork-for-global-giving>.

4 Kharas, H. (2017) The unprecedented expansion of the global middle class: an update. Brookings Institute.
5 <https://www.cafonline.org/about-us/campaigns-and-public-affairs/groundwork-for-global-giving>

CAF World Giving Index 2017 map

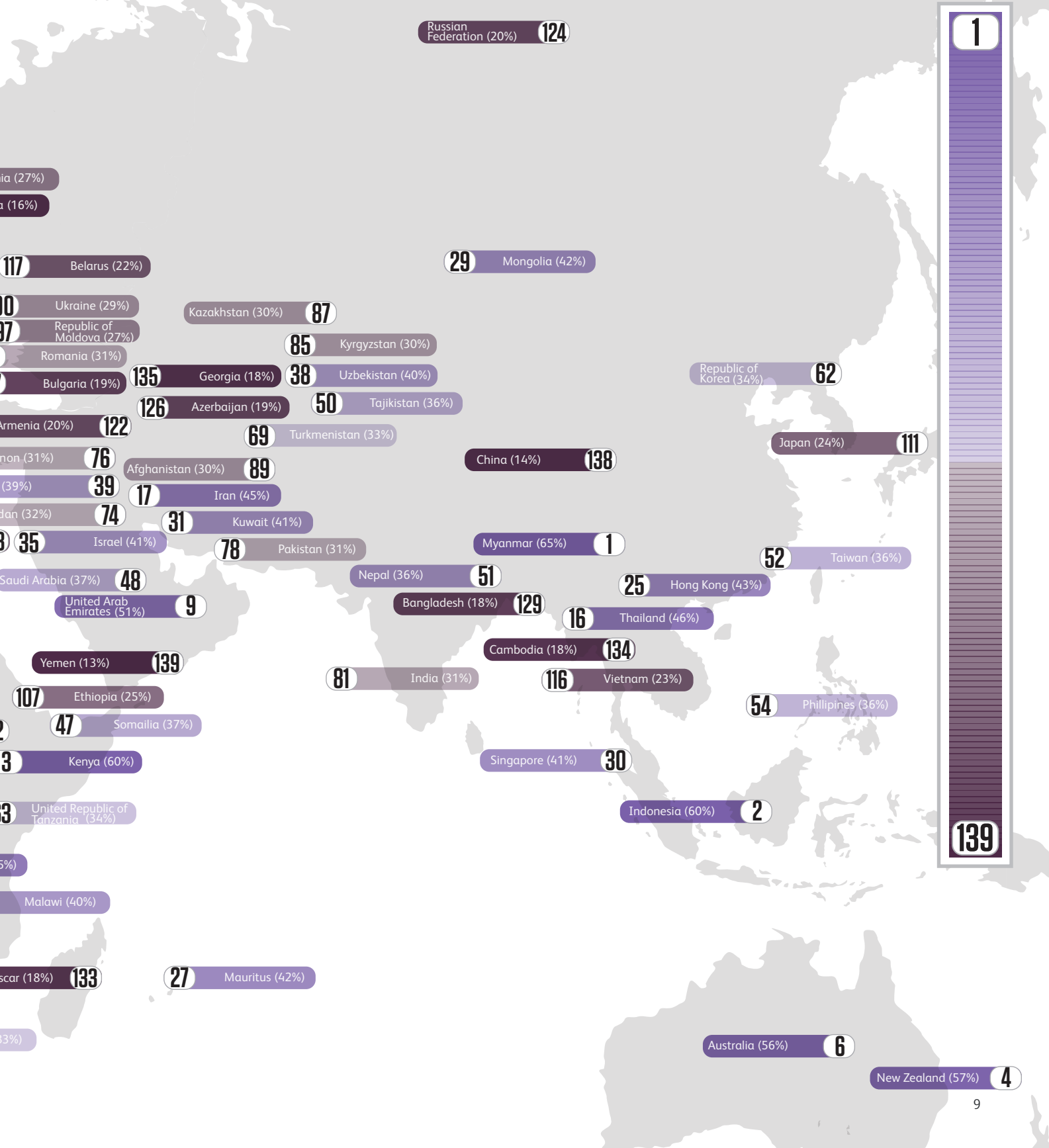


Country rank based on CAF World Giving Index score.

(%) CAF World Giving Index score (calculated as a combined average of the proportion of people who reported one or more of the following in the month prior to interview: helping a stranger, donating money and volunteering time).

The CAF World Giving Index map is not to scale and country names are indicative of position only.

© Charities Aid Foundation 2017
All rights reserved. No part of this publication may be reproduced, stored in a retrieval system, or transmitted in any form or by any means, including electronic, mechanical, photocopying, recording or otherwise, without the prior written permission of the copyright owner. Countries are ranked based on their 2016 data. Only includes countries surveyed in 2016.



1 Global view

1.1 The CAF World Giving Index Top 20

For the fourth year in a row, Myanmar is ranked first in the CAF World Giving Index. Its average score over the past five years is also the highest of all countries surveyed.

Although it has retained its top ranking, Myanmar's score is five percentage points lower than last year's report slipping from 70% back down to 65%, in line with its score in 2013 and 2014. This lower score is generated by fewer people claiming to have helped a stranger or volunteered their time in the month prior to interview. The proportion of people in Myanmar who donated money is unchanged since last year at 91%.

Since Myanmar first topped the rankings in 2014, we have pointed out that the country has certain characteristics which have helped it achieve this status as number one in the World Giving Index. Anywhere from 80%⁶ to 90%⁷ of people in Myanmar are practising Buddhists with as many as 99%⁸ of those following the Theravada branch of the religion. In Theravada Buddhism, followers donate to support those living a monastic lifestyle – a practice known as Sangha Dana. Giving in this way carries significant religious meaning and small, frequent acts of giving are the norm.

By topping the World Giving Index Myanmar will again receive a lot of attention, not least because as a country classified by the World Bank as Lower Middle Income, it confounds traditional assumptions about the association between wealth and generosity. Inevitably, such an achievement will be contrasted with reports about the ongoing suffering and contested rights of the Rohingya people. At this point, it is important to remember that the World Giving Index measures only the charitable activities of the general population within a country, and does not take wider issues affecting society into account. As such, we make no attempt to rationalise negative or mitigating factors in the World Giving Index.

The United States has slipped down the rankings to fifth place, its lowest ranking since 2011, and is replaced by Indonesia in second place, which is up by four percentage points.

A five percentage point decrease in the USA's overall score is driven by lower levels of donating money (down seven percentage points to 56%) and volunteering time (down five percentage points to 41%). It should be noted that the survey in the USA was conducted in June/July, prior to the election of President Donald Trump.

In third place on the World Giving Index is Kenya, one of this year's most improved countries. Kenya's World Giving Index score has increased eight percentage points from 52% to 60%, driven by improvements across each of the three giving behaviours.

After improving its score year-on-year between 2012 and 2015, Australia has now dropped out of the top 5 countries. It has seen a ten percentage point decrease in the proportion of people donating money. New Zealand remains in fourth place but its score has decreased by two percentage points.

Fourteen countries feature in both this and last year's top 20. Of the six no longer appearing, two were not surveyed during 2016 (Sri Lanka and Bhutan). Four of the surveyed countries therefore dropped out of the top 20 this year.

6 Pew Research Center (2012) Buddhists: The Global Religious Landscape [Online]. Available from: <http://www.pewforum.org/2012/12/18/global-religious-landscape-buddhist/> [Accessed 19 September 2016]





7 Hewapathirane, Dava (2014) World Buddhist Population: Pre-eminence of Mahayana Tradition. [Online]. Available from: <http://www.asiantribune.com/node/85770> [Accessed 19 September 2016]

8 Dhamma Wiki (2016) Theravada Buddhists in the World [Online]. Available from: http://www.dhammadwiki.com/index.php?title=Theravada_Buddhists_in_the_World [Accessed 19 September 2016]

Having appeared in the top 20 for the first time last year, Uzbekistan now drops to 40th place, despite the country being surveyed during Ramadan, a time when Muslims are typically encouraged to give. This may, at least in part, be linked to the death of Uzbekistan's leader Islam Karimov in Autumn 2016.

The World Giving Index often confounds assumptions about the link between wealth and generosity and this year only six members of the G20 appear in the list of top 20 countries. Of these six, (Indonesia, USA, Australia, Canada, United Kingdom and Germany) four of the very wealthiest nations have seen a decrease in score this year (United States, Australia, Canada and the United Kingdom).

Table 1. Top 20 countries in the CAF World Giving Index with score and participation in giving behaviours.

	 CAF World Giving Index ranking	 CAF World Giving Index score (%)	 Helping a stranger average (%)	 Donating money average (%)	 Volunteering time average (%)
Myanmar	1	65	53	91	51
Indonesia	2	60	47	79	55
Kenya	3	60	76	52	51
New Zealand	4	57	65	65	41
United States of America	5	56	73	56	41
Australia	6	56	66	63	40
Canada	7	54	67	61	35
Ireland	8	53	61	60	39
United Arab Emirates	9	51	71	55	27
Netherlands	10	51	51	64	36
United Kingdom	11	50	58	64	28
Sierra Leone	12	49	81	26	41
Malta	13	48	45	73	26
Liberia	14	46	75	18	46
Iceland	15	46	44	68	26
Thailand	16	46	51	68	19
Iran	17	45	61	50	25
Zambia	18	45	69	33	33
Germany	19	45	58	55	22
Norway	20	45	49	55	30

Scores are for 2016 only and includes only countries surveyed during 2016.

Data relate to participation in giving behaviours during one month prior to interview.

CAF World Giving Index scores are shown to the nearest whole number but the rankings are determined using two decimal points.







Table 2 ranks the countries with the highest average scores over the past five years, and compares this five-year average to their score in this year's Index.

Most of the top 20 countries by five-year score featured in the same list last year, and many appear in the top 20 overall in this year's Index. This suggests that, for many of these countries, giving behaviours are entrenched and relatively stable.

The upwards momentum for the top 20 seen last year has largely ended this year. In this year's report only three countries (Indonesia, Kenya and Myanmar) recorded a one-year World Giving Index score higher than their five-year average. Last year, 11 countries were in this position.

Although both Indonesia and Kenya see a similar level of improvement against their five-year scores, each is driven by a different giving behaviour. Whereas Kenya's score is driven by helping a stranger, Indonesia's score is driven by donating money.

Table 2. Top 20 countries in the 5 year CAF World Giving Index, with score and participation in giving behaviours.

	 CAF World Giving Index 5 year ranking	 CAF World Giving Index 5 year score (%)	 Helping a stranger 5 year average (%)	 Donating money 5 year average (%)	 Volunteering time 5 year average (%)	 CAF World Giving Index 1 year score (%)	 Difference between 1 and 5 year score (%)
Myanmar	1	64	53	90	50	65	1
United States of America	2	61	76	62	44	56	-4
New Zealand	3	59	66	68	43	57	-2
Canada	4	58	66	66	41	54	-3
Australia	5	57	66	68	38	56	-1
Ireland	6	56	61	67	39	53	-3
United Kingdom	7	54	62	71	30	50	-4
Sri Lanka	8	54	58	55	48	n/a	n/a
Netherlands	9	53	55	69	35	51	-2
Indonesia	10	52	42	70	42	60	9
United Arab Emirates	11	51	71	59	23	51	0
Kenya	12	51	71	41	40	60	9
Bhutan	13	50	53	58	40	n/a	n/a
Malta	14	49	46	75	26	48	-1
Norway	15	48	52	59	32	45	-3
Iceland	16	48	48	68	27	46	-2
Malaysia	17	46	52	53	33	n/a	n/a
Austria	18	45	54	52	29	42	-3
Kuwait	19	45	75	43	16	41	-4
Germany	20	45	58	50	27	45	0

Five year score and averages: data represents average participation in countries surveyed in three or more different calendar years in the period 2012 to 2016.

One-year score: includes only countries surveyed in 2016.

Data relate to participation in giving behaviours during one month prior to interview. CAF World Giving Index and difference scores are shown to the nearest whole number but the rankings are determined using two decimal points.

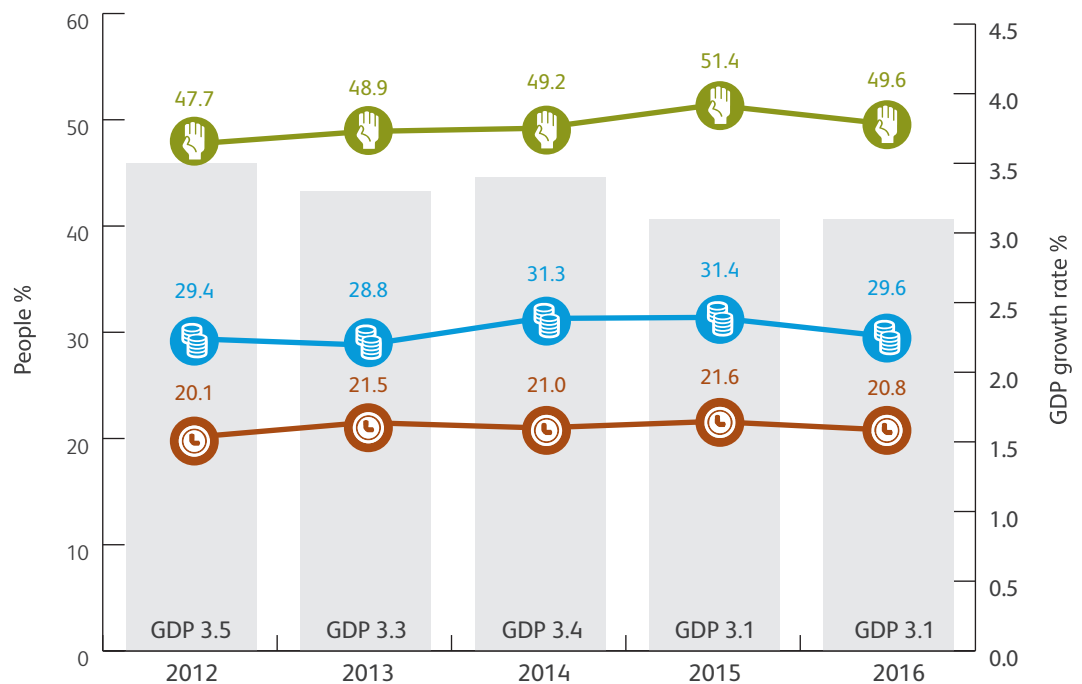
1.2 Global trends across behaviours

After a high point for all three charitable activities last year, the 2017 CAF World Giving Index shows that the proportion of people across the globe engaging in helping a stranger, donating money or volunteering decreased in 2016.

This is particularly the case for the activities ‘helped a stranger’ and ‘donated money,’ both down 1.8 percentage points against the previous year, whereas ‘volunteering time’ fell by 0.8 percentage points. The proportion who said that they donated money in the month prior to interview now stands at its lowest level since 2013.

Amongst the countries surveyed in 2016, 52 countries saw an increase in the proportion of people helping a stranger and three saw no change, whilst 80 saw a decrease. The biggest movers downwards are found mainly in Asia, Africa and Eastern Europe. Bangladesh registers the biggest decrease, falling from 56% to 34%, its lowest score for helping a stranger since the first World Giving Index report in 2010. Vietnam follows closely behind with a decrease from 55% to 37%, its lowest score for this measure since 2011.

Figure 1. Global gross domestic product (GDP) growth rate and global participation in donating money, volunteering time and helping a stranger.



Data represents one-year scores for each year from 2012 to 2016. Each one-year score is derived from the average of all the countries surveyed in that year.

Data relate to participation in giving behaviours during one month prior to interview.

GDP data is sourced from the International Monetary Fund’s World Economic Outlook database. Data is given in terms of constant year-on-year prices.

The charitable activity that people in developed countries are most likely to engage in is donating money (40%) whereas those in developing countries are most likely to help a stranger (52%). Volunteering time achieves similar participation levels across both the developed (23%) and developing (21%) nations, but is less common in transitional economies (15%).

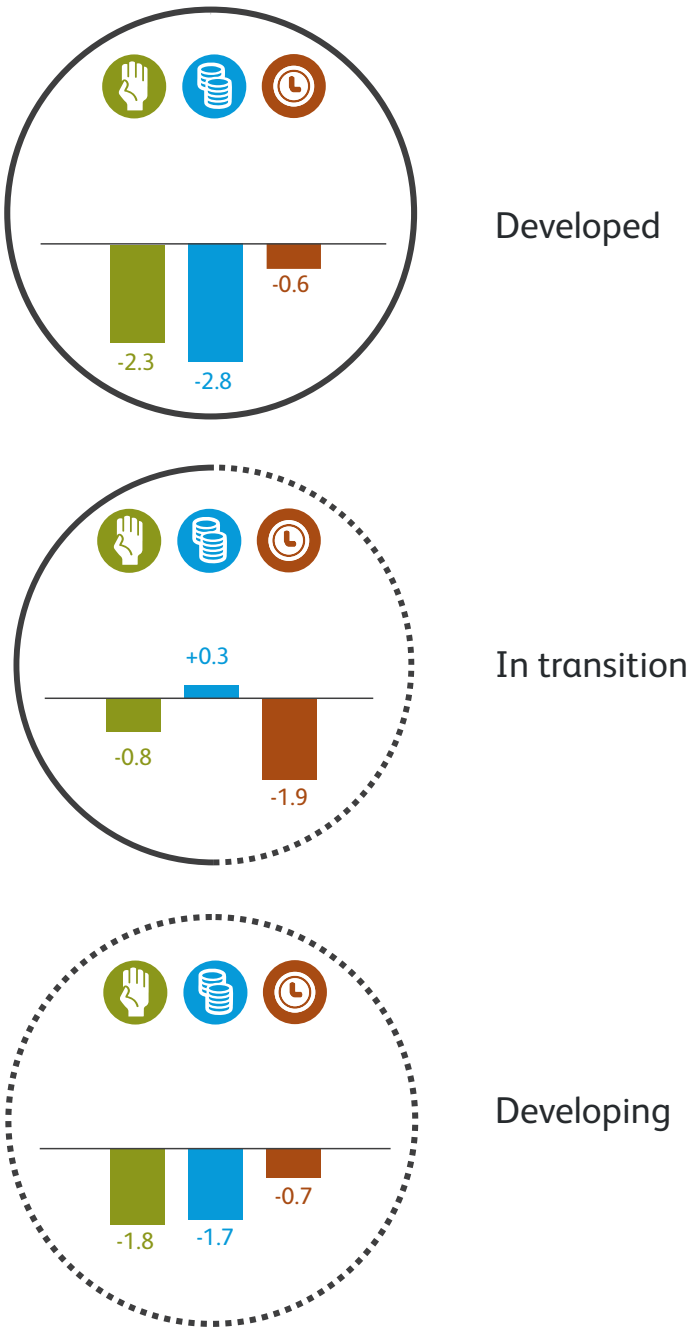
The decline in participation at the global level is seen across the three different economy types. Transitional economies registered the only positive change for any measure, with a 0.3 percentage point increase in the proportion of people who donated money.

The reduced participation in helping a stranger is marked in both developing and developed economies, whilst donating money sees the biggest decrease in the most developed countries.

Mauritania records the biggest decrease in donating money, down 23 percentage points to a participation rate of just 6%. Vietnam again sees the second largest drop (a 17 percentage point decline from 34% to 17%).

Bosnia and Herzegovina enjoys the largest increase in both the proportions donating money (19 percentage point increase) and helping a stranger (18 percentage point increase).

Figure 2 Percentage point changes in scores for each behaviour from 2015 to 2016, by economy status.



For each economy status, data represents the difference between the average participation scores for 2015 versus average participation scores for 2016. Data relate to participation in giving behaviours during one month prior to interview.



2 *Three giving behaviours*

2.1 *Helping a stranger*

2.1.1 Top 10 countries for helping a stranger, by participation and population

Table 3 shows the countries with the highest proportion of people participating in helping a stranger, and Table 4 shows the countries with the highest number of people doing so.

This year, Iraq has lost its top ranking to Sierra Leone, which experienced an eight percentage point increase in participation during 2016. 81% of people in Sierra Leone reported that they had helped a stranger in the month prior to interview.

Sierra Leone, one of the least developed countries in the world, has seen a steady improvement in its score for helping a stranger since 2013, when 63% of the population participated in this way. The ebola crisis of 2014, a decline in iron ore prices, and the subsequent economic contraction in 2015, do not appear to have dampened the spirit of giving in this country. Sierra Leone is one of this year's most improved countries, driven by an increase in all three activities but particularly volunteering time.


Iraq now places second, having seen an improvement of 36 percentage points since 2012, the largest increase on this measure for any country over the same time period.

The countries comprising the top 10 by number of people remains largely unchanged due to the size of the populations in these countries. Once again, the United States is the only country populous enough, and with high enough participation levels, to appear in both lists.

In the top 10 by number of people, Russia is replaced by Germany, now ranked in ninth place after slipping out of the top 10 last year. The number of Germans helping a stranger in 2015 was 38.5 million, rising to 40.8 million in 2016.

Bangladesh, despite the steep drop in the proportion of people who say that they helped a stranger, nonetheless remains in the top 10 by number of people. However, participation has dropped considerably and is down from 64 million in 2015 to 38 million in 2016 and it now sits in 10th place.

Table 3 Top 10 countries by participation in helping a stranger.




Helping a stranger country and ranking		People (%)
Sierra Leone	1	81
Iraq	2	78
Libya	3	77
Kenya	4	76
Liberia	5	75
Kuwait	6	74
United States of America	7	73
Uganda	8	73
South Africa	9	72
Saudi Arabia	10	71

Data is for 2016 only and includes only countries surveyed in 2016.

Data relate to participation in helping a stranger during one month prior to interview.

Table 4 Top 10 countries by the number of people helping a stranger.



Helping a stranger country and ranking		People (m)
India	1	340
China	2	340
United States of America	3	188
Indonesia	4	88
Brazil	5	85
Nigeria	6	70
Pakistan	7	61
Mexico	8	42
Germany	9	41
Bangladesh	10	38

Calculated using UN adult population numbers.

Data is for 2016 and includes only countries surveyed in 2016.

Data relate to participation in helping a stranger during one month prior to interview.

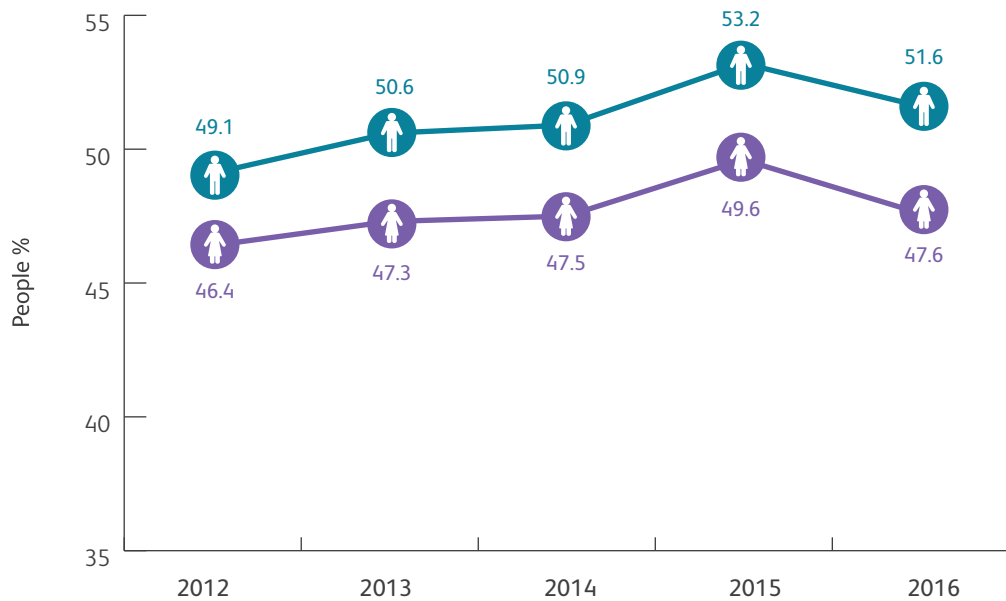
2.1.2 Helping a stranger and gender

Both men and women were less likely to help a stranger during 2016. The gap between the genders has continued to widen slightly with men now ahead of women by four percentage points when it comes to helping a stranger, compared to the gap of 2.7 percentage points seen in 2012.

Countries where participation rates are equal between the genders are as diverse as Guinea, Switzerland, Venezuela and Afghanistan. The largest differential overall, however, is found in Tanzania, where 62% of men helped a stranger compared to 44% of women.

Amongst those countries where more women than men reported helping a stranger, Moldova recorded the biggest differential (thirteen percentage points difference), followed by Sweden and Taiwan (both with an eleven percentage points difference).

Figure 3 Global participation in helping a stranger, by gender.



Data represents one-year scores for each year from 2012 to 2016.

Each one-year score is derived from the average of all the countries surveyed in that year.

Data relate to participation in helping a stranger during one month prior to interview.

2.1.3 Helping a stranger and age

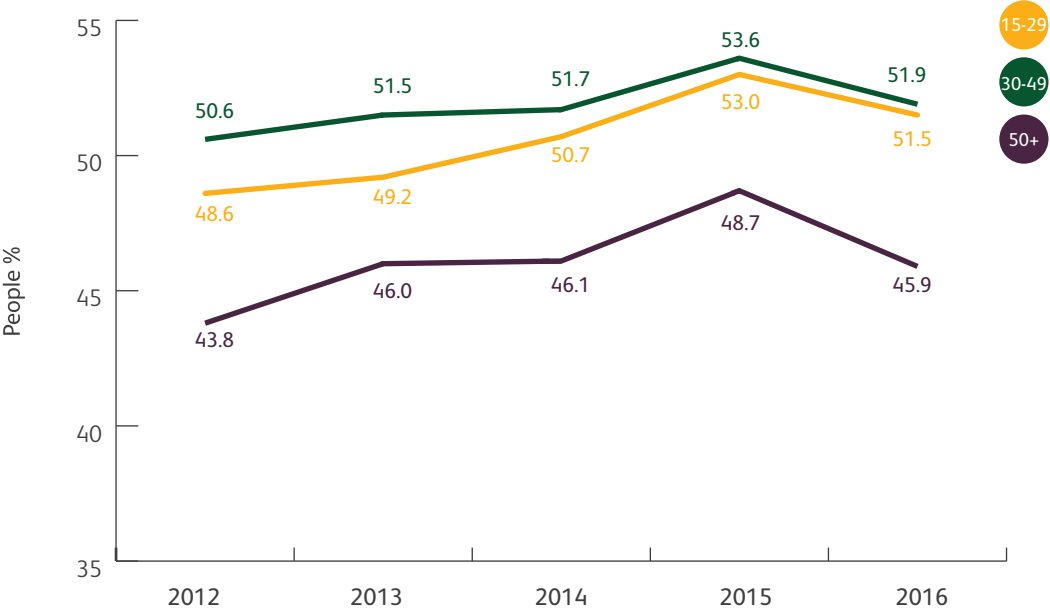
Although each age group has an improved score compared to five years ago, the significant bounce seen in 2015 may prove to have been temporary, with 2016 scores across the age groups returning to pre 2015 levels.

Whilst the decline in helping a stranger is seen across each age group, it is the over 50s who have experienced the sharpest drop, after having seen the biggest increase last year and now returning to pre 2013 levels.

Whilst fewer 15 – 29 year olds reported helping a stranger in 2016, this group has nonetheless retained more of its 2014 to 2015 increase than the other age groups. Over time too, the 15 – 29 year olds record the biggest improvement showing an increase of 2.9 percentage points since 2012.

Countries where the over 50s are significantly more likely to help a stranger than 15 – 29 year olds include the Latin American countries of Ecuador, Costa Rica and Honduras.

Figure 4 Global participation in helping a stranger, by age.



Data represents one-year scores for each year from 2012 to 2016.
Each one-year score is derived from the average of all the countries surveyed in that year.
Data relate to participation in helping a stranger during one month prior to interview.



2.2 *Donating money to a charity*

2.2.1 Top 10 countries for donating money, by participation and population

Table 5 shows the highest ranked countries in terms of the proportion of people who donated money to charity in the last month, and Table 6 shows the countries with the largest actual number of people donating money to charity.

For the fifth year running, Myanmar ranks in first place, matching its 2015 participation rate of 91% (equivalent to 34 million individuals). Indonesia is again ranked in second place, but Australia slips down from third to ninth place, recording a ten percentage point drop in participation.

Ireland drops out of the top 10 countries for donating money for the first time, recording a participation rate of 60%, down from 66% in 2015. Having made its first appearance in the top 10 last year, Norway also slips down to 15th place, its score decreasing from 67% to 55%.

Canada however returns to the top 10 in this year's report although it records its lowest ever participation rate of 61%, a drop of four percentage points. Thailand also returns to the top 10 with a five percentage point improvement on its previous score.

Morocco takes last place for donating money, ranking 139th in the world on this measure. Participation in Morocco has been low since the Index began and it now has a participation rate of just 2%, and one which is also declining, recording a significant drop since its 2012 score of 6%.

Due to its population size, China has one of the highest numbers of people reporting that they have donated money. However, it still has one of the lowest participation rates in the world at just 8%.

By number of people, Brazil has been replaced in the top 10 by Japan, which now is in 8th place. In 2016, nearly one in three Japanese people donated money in the month prior to interview, up from just over one in five during the previous year.

Table 5 Top 10 countries by participation in donating money.



Donating money by country and ranking		People (%)
Myanmar	1	91
Indonesia	2	79
Malta	3	73
Iceland	4	68
Thailand	5	68
New Zealand	6	65
Netherlands	7	64
United Kingdom	8	64
Australia	9	63
Canada	10	61

Data is for 2016 only and includes only countries surveyed in 2016.

Data relate to participation in donating money during one month prior to interview.

Table 6 Top 10 countries by the number of people donating money.



Donating money by country and ranking		People (m)
India	1	265
Indonesia	2	146
United States of America	3	144
China	4	91
Pakistan	5	40
Germany	6	39
Thailand	7	38
Japan	8	36
United Kingdom	9	34
Myanmar	10	34

Calculated using UN adult population numbers.

Data is for 2016 only and includes only countries surveyed in 2016.

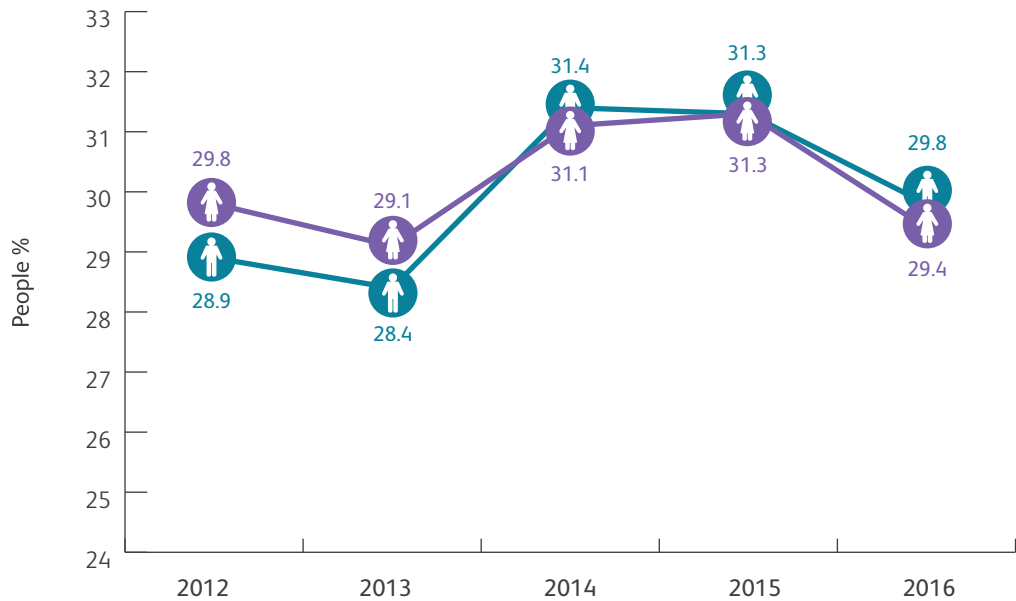
Data relate to participation in donating money during one month prior to interview.

2.2.2 Donating money and gender

Last year's Index found little difference between genders when it came to donating money to charities. However this year, after a year of gender parity at the global level, men were slightly more likely than women to have donated money during 2016. The gap remains narrower than it was in 2012 when it was 0.9 percentage points compared to 0.4 percentage points in this year's Index.

Some countries do see more women donating than men, with the top 5, in order: Denmark, Sweden, New Zealand, Norway and Australia. In each case, women give significantly more than men. The Scandinavian countries in particular are known for high levels of gender equality, and Denmark, Sweden and Norway rank second, fourth and sixth place respectively in the UN's Gender Inequality Index⁹. Efforts to improve gender equality across the globe are therefore likely to increase the proportion of women donating money.

Figure 5 Global participation in donating money, by gender.



Data represents one-year scores for each year from 2012 to 2016.

Each one-year score is derived from the average of all the countries surveyed in that year.

Data relate to participation in donating money during one month prior to interview.

2.2.3 Donating money and age

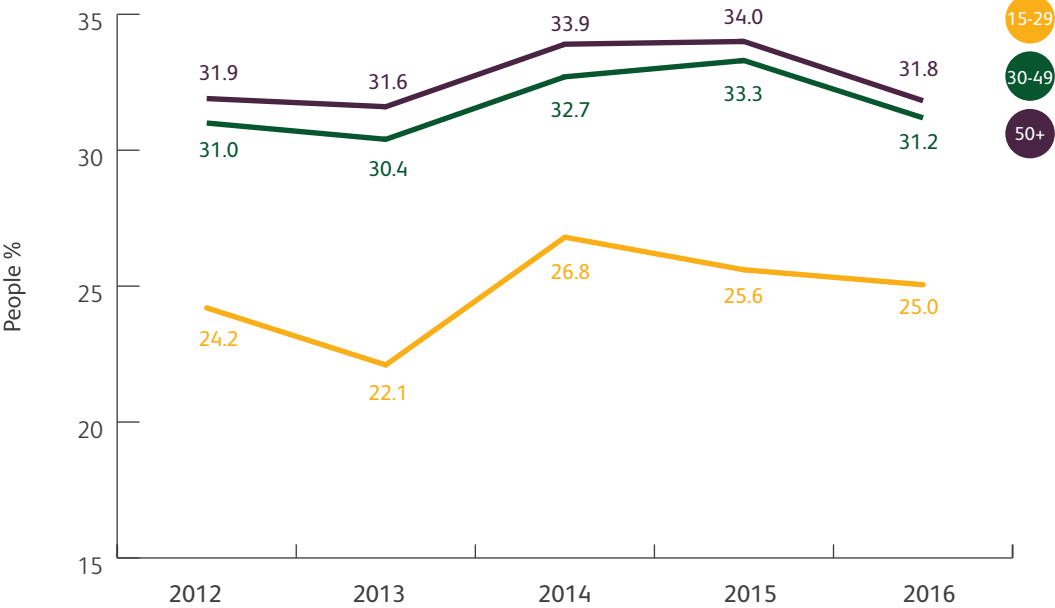
Since its inception, the CAF World Giving Index has found that globally, the older we are, the more likely we are to give via financial means. Once again, the over 50s were the group most likely to report having donated money in the month prior to interview, although compared to last year's report, fewer now say that they have done so.

The drop off that we have seen since 2015 in donating money correlates to age, with the decrease most pronounced amongst older audiences. For those aged 15-29, the decrease was 0.58%, rising to 2.18% amongst those aged 50+.

In developed economies, the older two age groups report very similar levels of participation in donating money. 43% of those aged 50+ and 42% of those aged 30 - 49 participated in this way, compared to 31% of their younger counterparts aged 15 - 29.

In transitional economies, around a quarter of all age groups reported donating money and, as with the developed countries, the youngest age group reported the lowest participation rate (24% of 15 – 29 year olds compared to 27% for both 30 – 49 year olds and those aged 50+). A very similar pattern is seen across the developing world where an average of 25% of 15-29 year olds reported that they donated money.

Figure 6 Global participation in donating money, by age.



Data represents one-year scores for each year from 2012 to 2016.

Each one-year score is derived from the average of all the countries.

Data relate to participation in donating money during one month prior to interview.



2.3 *Volunteering time*

2.3.1 Top 10 countries for volunteering time, by participation and population

Table 7 shows the highest ranked countries in terms of the proportion of people who volunteer, whilst Table 8 shows the ten countries with the highest number of individuals volunteering.

Indonesia takes first place for volunteering time with a score of 55%, up from 50% in 2015. Kenya moves up from eighth to second place with a score of 51%, up by nine percentage points from 42%.

The countries returning to the top 10 this year are Liberia, Tajikistan and Sierra Leone, whilst Mauritius and Australia make their first ever appearances in the list.

Liberia, Tajikistan and Sierra Leone are also three of the most improved countries on the World Giving Index this year. This overall improvement in the Index score in each case is at least partly driven by an increased score for volunteering time – Tajikistan in particular enjoys a 25 percentage point rise in volunteering time.


New Zealand and the United States, whilst both remaining in the top 10, have seen their scores decrease by three percentage points and five percentage points respectively. The Philippines, Honduras and Ireland all drop out of the top 10 this year.

At the other end of the table, Armenia, Bulgaria and Latvia report the lowest levels of volunteering in the world; Armenia with a participation rate of just 4%, followed by Bulgaria and Latvia on 5% each.

The top 10 by number of people remains largely unchanged, with the exception of France, which replaces Germany in tenth place. By the number of people volunteering, India remains in first place due to its large overall population. The proportion of Indians volunteering in 2016 increased by six percentage points from the previous year, equating to 56 million more people participating in this way.

Although the United States ranks in second place, 14 million fewer Americans volunteered their time in 2016. Indeed, of the top 10, only the United States, the Philippines, and Myanmar record fewer people volunteering in 2016 than in the previous year, with the remaining seven having seen increases.

Table 7 Top 10 countries by participation in volunteering time.



Volunteering time by country and ranking	Ranking	People (%)
Indonesia	1	55
Kenya	2	51
Myanmar	3	51
Liberia	4	46
Tajikistan	5	44
New Zealand	6	41
United States of America	7	41
Sierra Leone	8	41
Mauritius	9	40
Australia	10	40

Data is for 2016 only and includes only countries surveyed in 2016.

Data relate to participation in volunteering time during one month prior to interview.

Table 8 Top 10 countries by the number of people volunteering time.



Volunteering time by country and ranking	Ranking	People (m)
India	1	256
United States of America	2	106
Indonesia	3	103
China	4	67
Brazil	5	33
Nigeria	6	29
Philippines	7	25
Japan	8	20
Myanmar	9	19
France	10	16

Calculated using UN adult population numbers.

Data is for 2016 only and includes only countries surveyed in 2016.

Data relate to participation in volunteering time during one month prior to interview.

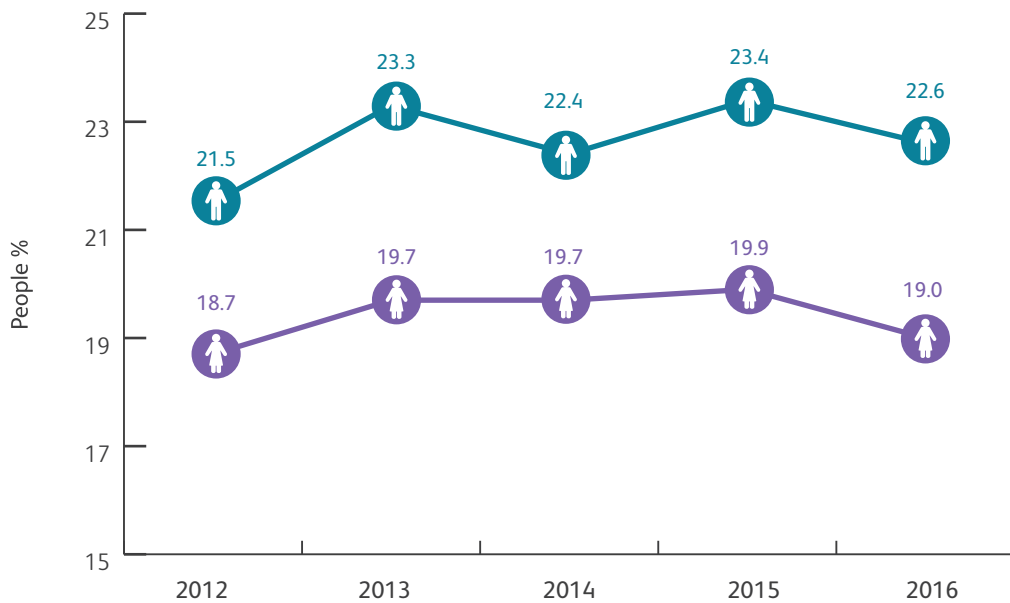
2.3.2 Volunteering time and gender

At a global level, both men and women are volunteering less, with participation levels having decreased by just under one percentage point each.

In the developed world, men and women are equally likely to volunteer with 23% of both genders having reported doing so in 2016. In developing countries, men reported similar levels of volunteering (24%), but women were less likely than their counterparts in the developed world to do so (18%). In transitional economies, which report the lowest levels of volunteering generally, 17% of men have volunteered, compared to 14% of women.

Liberia and Afghanistan see the biggest differential between men and women reporting that they have volunteered time, with men much more likely to do so than women with a 19 percentage point gap between the genders in both countries.

Figure 7 Global participation in volunteering time, by gender.



Data represents one-year scores for each year from 2012 to 2016.

Each one-year score is derived from the average of all the countries.

Data relate to participation in volunteering time during one month prior to interview.

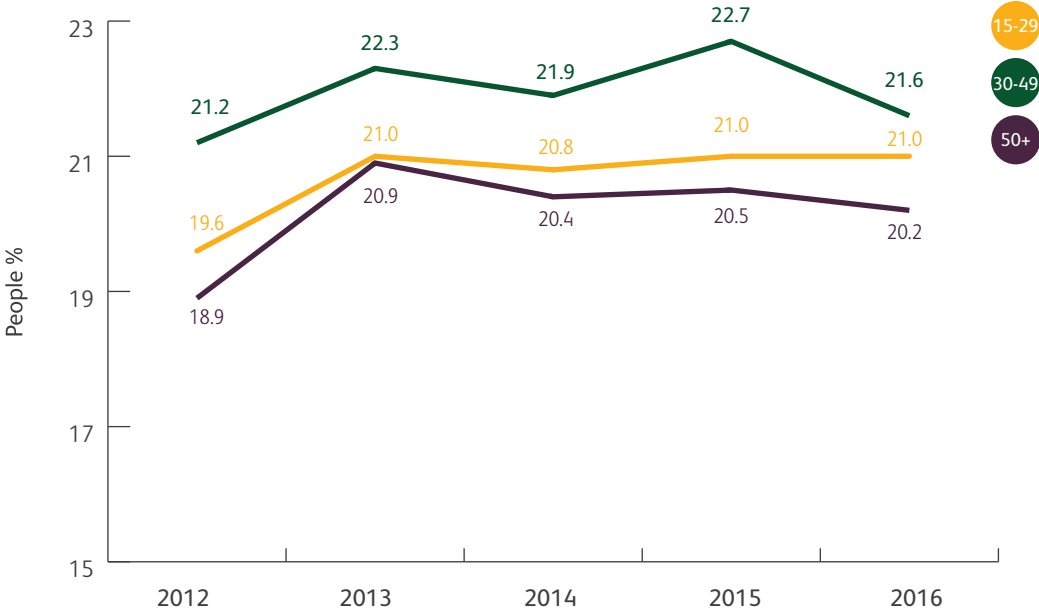
2.3.3 Volunteering time and age

At the global level, the overall decrease in volunteering is driven by the 30 – 49 year old age group. Just as they drove the improved overall score in 2015, so correspondingly, they register the largest decrease in score during 2016, taking the global score to 20.8% overall.

The world's 15 – 29 year olds have maintained a constant level of participation in volunteering since 2013 and are the only age group not to see at least some decline in score during 2016.

Developing countries see greater consistency across age cohorts where on average, 15 – 29 year olds (21%), 30 – 49 year olds (22%) and those aged 50+ (21%) participate in volunteering at the same level.

Figure 8 Global participation in volunteering time, by age.



Data represents one-year scores for each year from 2012 to 2016.

Each one-year score is derived from the average of all the countries.

Data relate to participation in volunteering time during one month prior to interview.

3 Continental comparisons

3.1 Continental CAF World Giving Index scores

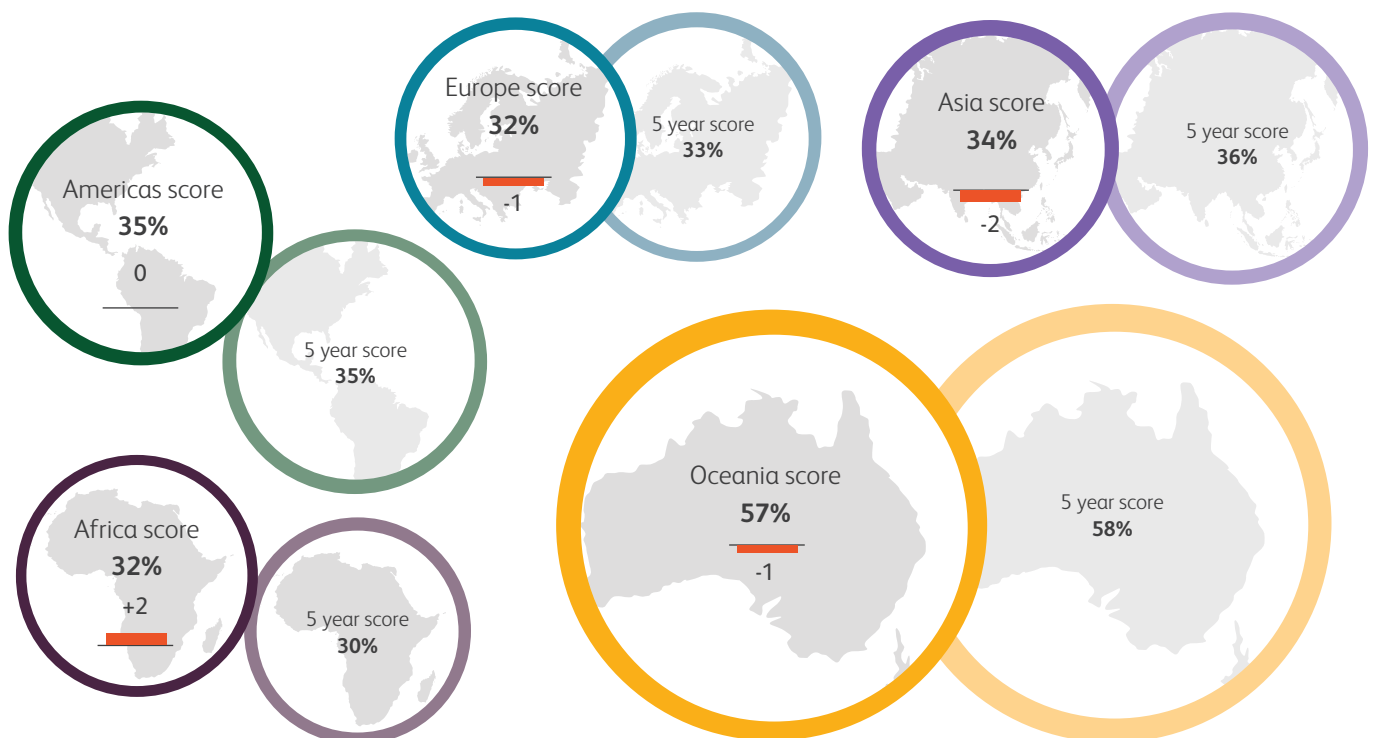
Figure 9 contrasts this year's CAF World Giving Index score for each continent, with the average score over the past five years, in order to highlight any long-term trends.

During 2016, every continent scored lower than the previous year, with the exception of Africa which saw no change. Not only is Africa the only continent which did not see a decline in its one year score, but it has also recorded a 2016 score higher than its five year average – the only continent to achieve this.

The longer-term trend gives a slightly more positive outlook. The five-year average scores for Europe, Asia and Africa have all increased by one-percentage point. The five-year scores for Oceania and the Americas are unchanged.

The overall World Giving Index score for New Zealand dropped from 59% to 57%, whilst Australia's score decreased from 60% to 56%. However, although this has resulted in a three percentage point decrease in the overall score for Oceania year on year, it has not dented the lead the continent enjoys, which remains the most generous by a very wide margin. It should however be noted that in the World Giving Index, Oceania is comprised solely of Australia and New Zealand. It is unclear how Oceania's overall score would be affected if other countries were included in the continent's score.

Figure 9 Continental CAF World Giving Index score and 5 year score.



CAF World Giving Index one-year score: calculated using countries surveyed in 2016 only. CAF World Giving Index five-year score: data represents average participation in countries surveyed in three or more different calendar years in period 2012-2016.

Data relate to participation in giving behaviours during one month prior to interview.

Underlying data is to two decimal places. The calculation of difference is based on the actual figures to decimal places, rather than the rounded number displayed.

3.2 Continental giving behaviour scores

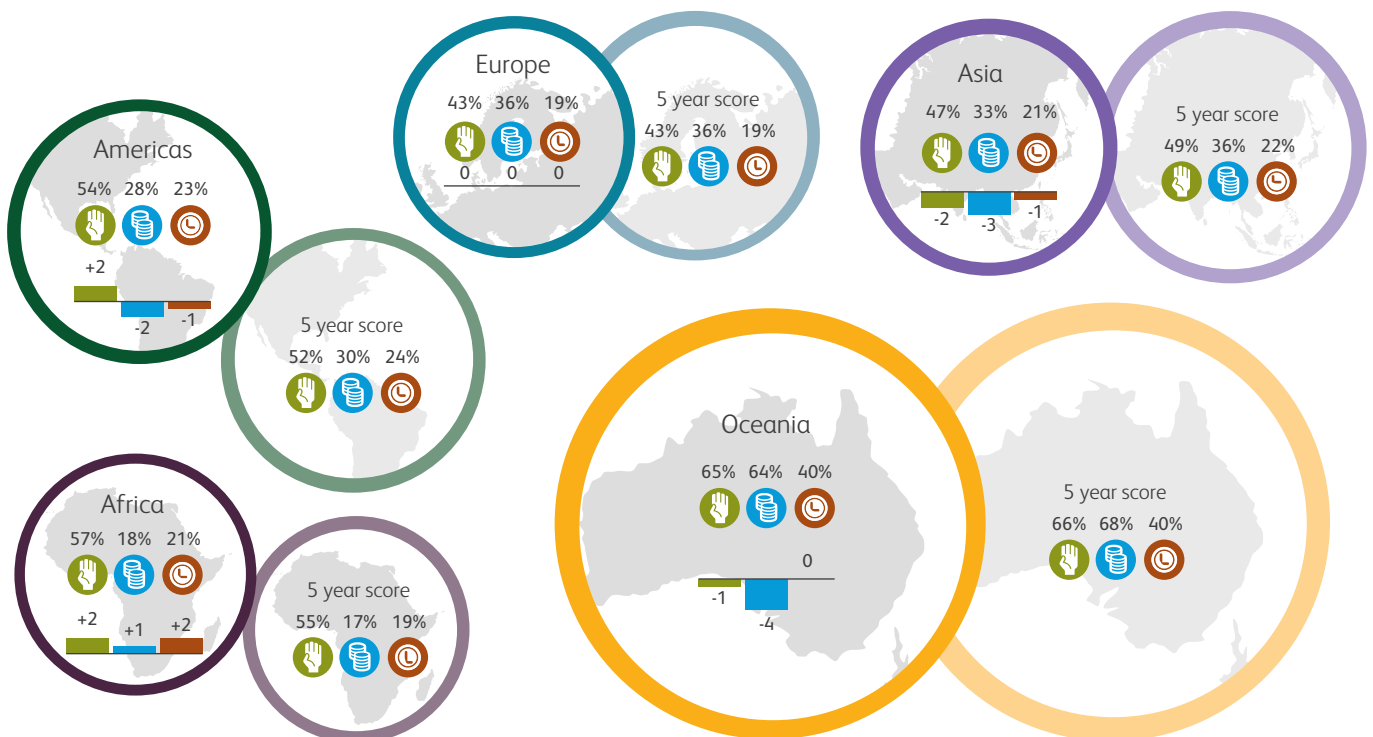
Across the continents, helping a stranger is the most common way of giving. As was the case during 2015, the Americas and Africa both have a one-year score higher than their five-year averages, suggesting a positive longer term increase for this measure.

Although Africa sees the lowest score for donating money, it is the only continent to have seen an increase in participation for this way of giving compared to its five-year average. In fact, Africa is the only continent to see an improvement across all three giving behaviours when compared to its five-year scores. Africa's scores for helping a stranger and volunteering time are two percentage points higher than its five-year average, whilst its one-year score for donating money is one percentage point higher than its five year average.

Asia has seen a decline in all three giving behaviours since 2015. Participation by helping a stranger has decreased from 51% to 47%, donating money from 37% to 33% and volunteering time from 23% to 21%.

The fall in Oceania's score is driven by a significant decrease in donating money, from 72% in 2015 to 64% in 2016, which now stands four percentage points below its five-year average. In Europe, the longer term trend is flat, with no differences between its one-year and its five-year score on any measure.

Figure 10. Continental participation in donating money, volunteering time and helping a stranger, and 5 year participation.



Participation one-year score: calculated using countries surveyed in 2016 only.

Participation five-year score: data represents average participation in countries surveyed in three or more different calendar years in period 2012 to 2016.

Data relate to participation in giving behaviours during one month prior to interview.

4 Most improved countries

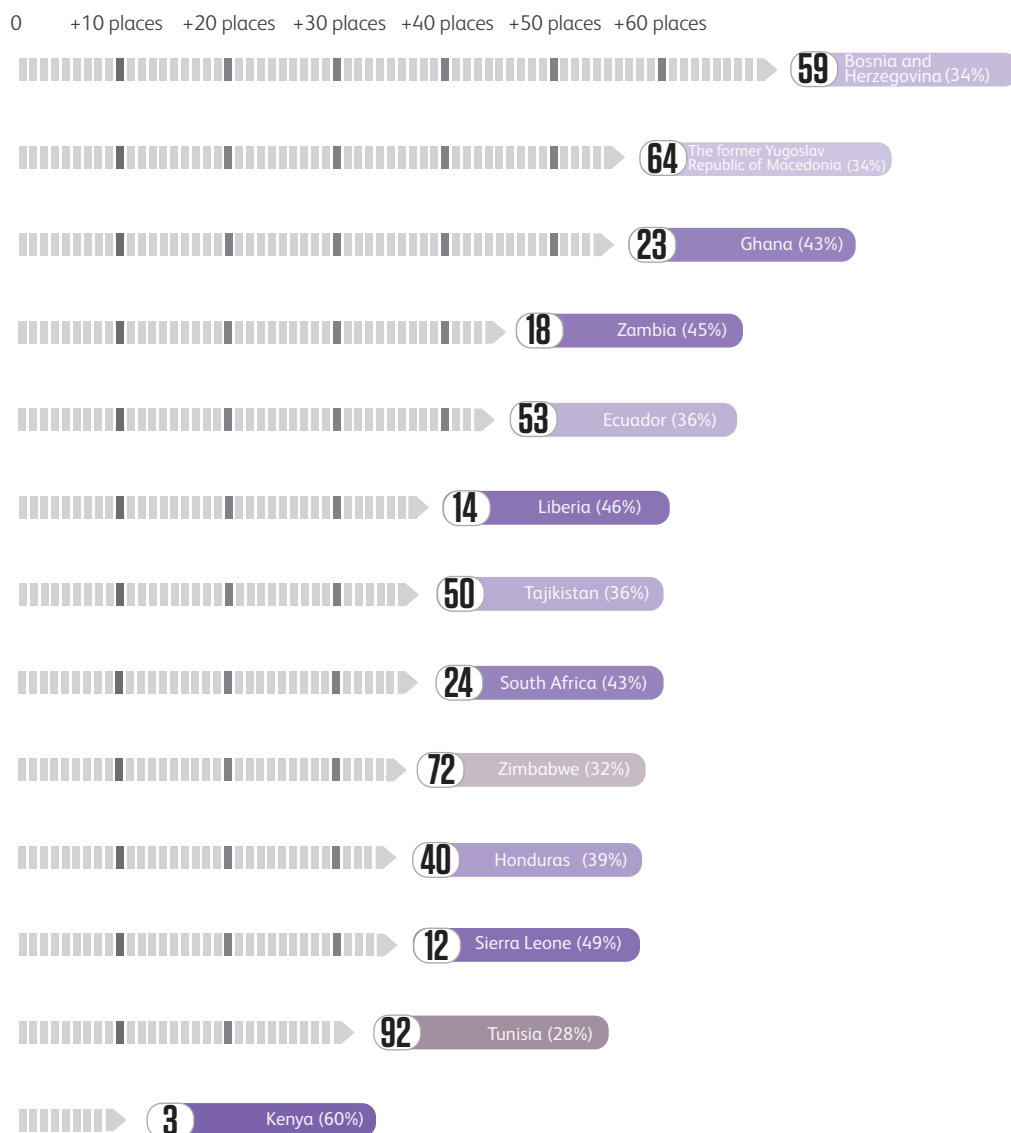
4.1 Most improved for 2017

In line with the general decline in scores across the globe, there are far fewer countries which count as improved in this year's Index (improved is defined as a 2016 score at least five percentage points higher than its 2015 score). Just 13 countries now meet this criterion, down from 23 countries last year.

Amongst the 13 most improved countries this year are two countries born of the former Yugoslavia (Bosnia and Herzegovina, and Macedonia), eight African countries (Ghana, Zambia, Sierra Leone, Kenya, Liberia, Zimbabwe, South Africa and Tunisia), two Latin American countries (Ecuador and Honduras) and the Central Asian country of Tajikistan.

Ecuador is the only country to feature in the most improved lists for both 2015 and 2016. It increased its CAF World Giving Index score by seven percentage points between 2014 and 2015, and again by nine percentage points between 2015 and 2016. This is however likely to have been somewhat driven by the response to the earthquake which hit the country in April 2016. As we have seen in earlier editions of the CAF World Giving Index, globally we are incredibly responsive at times of adversity such as natural disasters.

Figure 11 Countries with a 2016 score at least five percentage points higher than their 2015 score.



Data represents one-year scores and rankings for countries surveyed in both 2015 and 2016. Data relate to participation in giving behaviours during one month prior to interview.

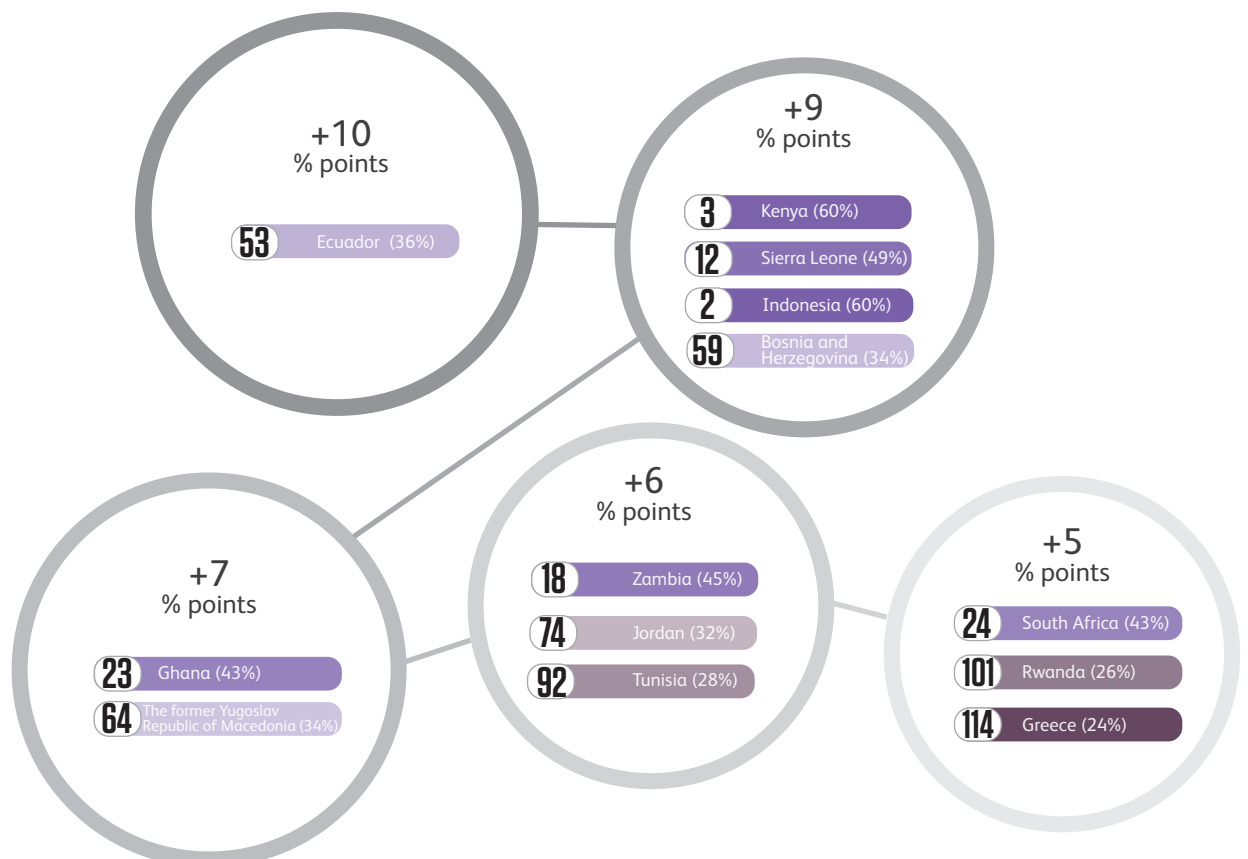
4.2 Most improved over time

Figure 12 shows all countries which meet the criterion for improvement over time (a score at least five percentage points higher than its five-year average). As with the most improved countries for CAF World Giving Index 2017, there are also 13 countries most improved over time.

Using this longer-term view, Ecuador shows the biggest increase in score of any country, its 2016 score sitting ten percentage points higher than its five-year average. Interviewing in Ecuador took place just a few weeks after the devastating earthquake of April 2016 in which 676 people were killed and 16,000 injured¹⁰. In the months after the earthquake, the country experienced a twelvefold increase in cases of the Zika virus, with the biggest increase in cases in the quake-hit regions¹¹.

Greece, sitting at the bottom of the list of countries most improved over time, enjoys its highest CAF World Giving Index score since the survey's inception in 2010. The improvement is driven by an increased proportion of people helping a stranger, up by ten percentage points on 2015. Volunteering also increased from 8% to 11%.

Figure 12 Countries with a 2016 score at least five percentage points higher than average five year score.



CAF World Giving Index 2016 score: calculated using countries surveyed in 2016 only.

CAF World Giving Index five-year score: data represents average participation in countries surveyed in three or more different calendar years in period 2012 to 2016.

Data relate to participation in giving behaviours during one month prior to interview.

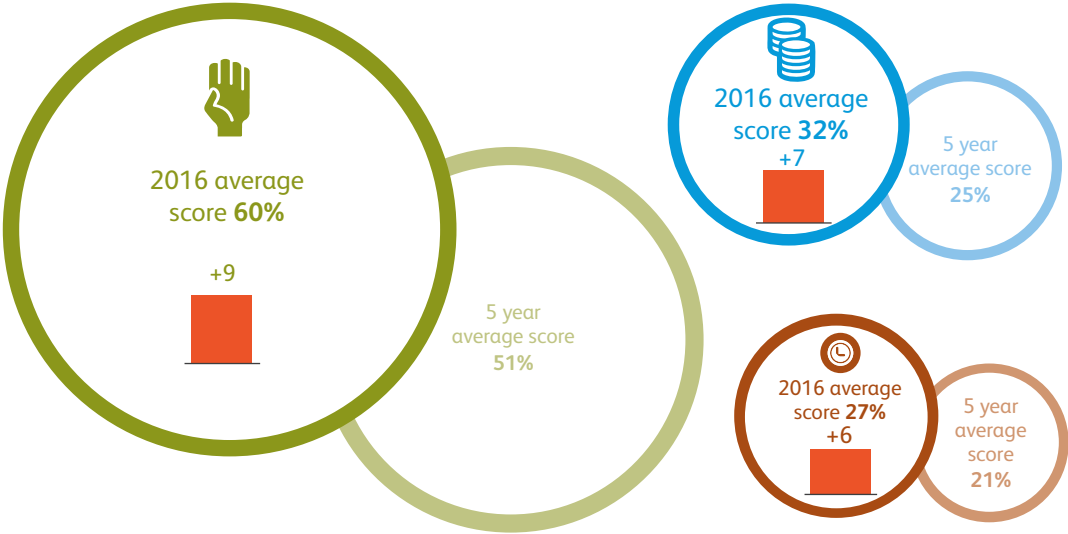
¹⁰ https://en.wikipedia.org/wiki/2016_Ecuador_earthquake

¹¹ https://www.unicef.org/media/media_91912.html

Across the countries most improved over time, an increase in each of the giving behaviours has contributed to the improvement. Helping a stranger increased by nine percentage points, followed by donating money (seven percentage point increase) and volunteering time (six percentage point increase).

Although the average 2016 score for donating money (32%) is seven percentage points higher than the five year average, it is lower than the 2015 score amongst most improved countries – which stood at 37%.

Figure 13: Average 2016 vs 5 year scores for the 13 most improved countries (%).



CAF World Giving Index one-year score: calculated using countries surveyed in 2016 and which have seen the most improvement against their five-year score.

CAF World Giving Index five-year score: data represents average participation in countries surveyed in the period 2012 to 2016.

Data relate to participation in giving behaviours during one month prior to interview.

Appendices


1 Alphabetical CAF World Giving Index full table

Country	Region	Ranking	Score(%)
Afghanistan	Southern Asia	89	30
Albania	Southern Europe	95	27
Argentina	South America	83	30
Armenia	Western Asia	122	20
Australia	Australia and New Zealand	6	56 ▼
Austria	Western Europe	26	42
Azerbaijan	Western Asia	126	19
Bangladesh	Southern Asia	129	18 ▼
Belarus	Eastern Europe	117	22 ▼
Belgium	Western Europe	56	35 ▼
Benin	Western Africa	113	24
Bolivia (Plurinational State of)	South America	70	33
Bosnia and Herzegovina	Southern Europe	59	34 ▲
Botswana	Southern Africa	93	28 ▼
Brazil	South America	75	32
Bulgaria	Eastern Europe	127	19
Burkina Faso	Western Africa	86	30 ▼
Cambodia	South Eastern Asia	134	18 ▼
Cameroon	Middle Africa	68	33 ▼
Canada	North America	7	54
Central African Republic	Middle Africa	103	26
Chad	Middle Africa	99	27
Chile	South America	49	37
China	Eastern Asia	138	14 ▲
Colombia	South America	61	34
Congo (Brazzaville)	Middle Africa	77	31
Costa Rica	Central America	43	38
Côte d'Ivoire	Western Africa	91	28
Croatia	Southern Europe	121	20
Cyprus	Western Asia	45	38 ▼
Czech Republic	Eastern Europe	128	18 ▼
Democratic Republic of the Congo (Kinshasa)	Middle Africa	125	19
Denmark	Northern Europe	21	44
Dominican Republic	Caribbean	32	41
Ecuador	South America	53	36 ▲
Egypt	Northern Africa	108	25
El Salvador	Central America	94	27
Estonia	Northern Europe	100	27 ▲

Country	Region	Ranking	Score(%)
Ethiopia	Eastern Africa	107	25 ▼
Finland	Northern Europe	37	40 ▼
France	Western Europe	67	33
Gabon	Middle Africa	96	27
Georgia	Western Asia	135	18 ▼
Germany	Western Europe	19	45
Ghana	Western Africa	23	43 ▲
Greece	Southern Europe	114	24 ▲
Guatemala	Central America	41	39 ▼
Guinea	Western Africa	98	27 ▼
Haiti	Caribbean	55	36
Honduras	Central America	40	39 ▲
Hong Kong	Eastern Asia	25	43
Hungary	Eastern Europe	119	21
Iceland	Northern Europe	15	46 ▼
India	Southern Asia	81	31
Indonesia	South Eastern Asia	2	60 ▲
Iran (Islamic Republic of)	Southern Asia	17	45 ▲
Iraq	Western Asia	39	39 ▼
Ireland	Northern Europe	8	53
Israel	Western Asia	35	41
Italy	Southern Europe	84	30
Japan	Eastern Asia	111	24
Jordan	Western Asia	74	32
Kazakhstan	Central Asia	87	30
Kenya	Eastern Africa	3	60 ▲
Kosovo	Southern Europe	65	33 ▼
Kuwait	Western Asia	31	41
Kyrgyzstan	Central Asia	85	30 ▼
Latvia	Northern Europe	131	18 ▼
Lebanon	Western Asia	76	31
Lesotho	Southern Africa	66	33
Liberia	Western Africa	14	46 ▲
Libya	Northern Africa	42	39
Lithuania	Northern Europe	137	16 ▼
Luxembourg	Western Europe	44	38
Madagascar	Eastern Africa	133	18
Malawi	Eastern Africa	36	40
Mali	Western Africa	112	24 ▼
Malta	Southern Europe	13	48
Mauritania	Western Africa	130	18 ▼
Mauritius	Eastern Africa	27	42

1 Alphabetical CAF World Giving Index full table continued

Country	Region		
		Ranking	Score(%)
Mexico	Central America	106	26
Mongolia	Eastern Asia	29	42
Montenegro	Southern Europe	110	25 ▲
Morocco	Northern Africa	136	18 ▼
Myanmar	South Eastern Asia	1	65 ▼
Nepal	Southern Asia	51	36 ▼
Netherlands	Western Europe	10	51
New Zealand	Australia and New Zealand	4	57
Nicaragua	Central America	82	30
Niger	Western Africa	118	22
Nigeria	Western Africa	28	42 ▲
Northern Cyprus	Western Asia	46	37 ▼
Norway	Northern Europe	20	45 ▼
Pakistan	Southern Asia	78	31
Panama	Central America	57	35 ▼
Paraguay	South America	120	21 ▼
Peru	South America	88	30 ▼
Philippines	South Eastern Asia	54	36 ▼
Poland	Eastern Europe	105	26
Portugal	Southern Europe	104	26 ▼
Republic of Korea	Eastern Asia	62	34
Republic of Moldova	Eastern Europe	97	27
Romania	Eastern Europe	80	31
Russian Federation	Eastern Europe	124	20
Rwanda	Eastern Africa	101	26 ▲
Saudi Arabia	Western Asia	48	37 ▼
Senegal	Western Africa	79	31 ▲
Serbia	Southern Europe	132	18
Sierra Leone	Western Africa	12	49 ▲
Singapore	South Eastern Asia	30	41

Country	Region		
		Ranking	Score(%)
Slovakia	Eastern Europe	102	26 ▲
Slovenia	Southern Europe	58	34 ▼
Somalia	Eastern Africa	47	37
South Africa	Southern Africa	24	43 ▲
South Sudan	Northern Africa	73	32 ▼
Spain	Southern Europe	71	33
State of Palestine	Western Asia	123	20
Sweden	Northern Europe	34	41 ▼
Switzerland	Western Europe	33	41 ▼
Taiwan Province of China	Eastern Asia	52	36
Tajikistan	Central Asia	50	36 ▲
Thailand	South Eastern Asia	16	46 ▲
The former Yugoslav Republic of Macedonia	Southern Europe	64	34 ▲
Togo	Western Africa	109	25
Tunisia	Northern Africa	92	28 ▲
Turkmenistan	Central Asia	69	33 ▼
Uganda	Eastern Africa	22	44
Ukraine	Eastern Europe	90	29 ▲
United Arab Emirates	Western Asia	9	51
United Kingdom	Northern Europe	11	50 ▼
United Republic of Tanzania	Eastern Africa	63	34 ▼
United States of America	North America	5	56 ▼
Uruguay	South America	60	34 ▼
Uzbekistan	Central Asia	38	40 ▼
Venezuela (Bolivarian Republic of)	South America	115	23
Vietnam	South Eastern Asia	116	23
Yemen	Western Asia	139	13
Zambia	Eastern Africa	18	45
Zimbabwe	Eastern Africa	72	32

Countries' scores indicate a rise or fall in score of three percentage points or more since the 2015 survey.

▲ Scores have increased by at least three percentage points.









▼ Scores have decreased by at least three percentage points.

Scores in plain text have seen a change of less than three percentage points either way, or were not surveyed in 2015.









Only includes countries surveyed in 2016.

CAF World Giving Index scores are shown to the nearest whole number but the rankings are determined using two decimal points.









2 CAF World Giving Index full table

Country								
	Ranking	Score (%)	Ranking	Score (%)	Ranking	Score (%)	Ranking	Score (%)
Myanmar	1	65	57	53	1	91	3	51
Indonesia	2	60	76	47	2	79	1	55
Kenya	3	60	4	76	20	52	2	51
New Zealand	4	57	21	65	6	65	6	41
United States of America	5	56	7	73	13	56	7	41
Australia	6	56	19	66	9	63	10	40
Canada	7	54	16	67	10	61	16	35
Ireland	8	53	26	61	11	60	11	39
United Arab Emirates	9	51	11	71	17	55	35	27
Netherlands	10	51	65	51	7	64	15	36
United Kingdom	11	50	38	58	8	64	30	28
Sierra Leone	12	49	1	81	71	26	8	41
Malta	13	48	86	45	3	73	36	26
Liberia	14	46	5	75	99	18	4	46
Iceland	15	46	91	44	4	68	38	26
Thailand	16	46	64	51	5	68	70	19
Iran (Islamic Republic of)	17	45	27	61	23	50	40	25
Zambia	18	45	13	69	45	33	19	33
Germany	19	45	39	58	14	55	56	22
Norway	20	45	75	49	15	55	26	30
Denmark	21	44	40	57	18	54	58	21
Uganda	22	44	8	73	53	31	28	29
Ghana	23	43	29	60	48	32	13	37
South Africa	24	43	9	72	80	23	18	33
Hong Kong	25	43	31	59	21	51	79	17
Austria	26	42	63	51	24	48	33	28
Mauritius	27	42	111	39	26	48	9	40
Nigeria	28	42	14	69	66	28	29	29
Mongolia	29	42	71	49	34	38	12	37
Singapore	30	41	103	41	12	58	41	25
Kuwait	31	41	6	74	44	33	82	17
Dominican Republic	32	41	20	65	78	24	17	34
Switzerland	33	41	109	39	22	51	20	33
Sweden	34	41	56	53	16	55	96	14
Israel	35	41	93	44	19	53	43	25
Malawi	36	40	12	69	97	19	22	32
Finland	37	40	47	55	35	37	32	28
Uzbekistan	38	40	46	55	27	46	75	18
Iraq	39	39	2	78	75	24	86	16
Honduras	40	39	51	54	50	32	21	32
Guatemala	41	39	37	58	65	28	25	31
Libya	42	39	3	77	94	20	64	20
Costa Rica	43	38	24	63	57	30	54	22
Luxembourg	44	38	116	37	25	48	31	28
Cyprus	45	38	48	54	41	34	45	24
Northern Cyprus	46	37	55	53	38	36	50	23
Somalia	47	37	15	68	93	20	47	24

2 CAF World Giving Index full table continued

Country								
	Ranking	Score (%)	Ranking	Score (%)	Ranking	Score (%)	Ranking	Score (%)
Saudi Arabia	48	37	10	71	72	26	100	14
Chile	49	37	68	51	29	45	99	14
Tajikistan	50	36	84	45	89	21	5	44
Nepal	51	36	92	44	37	36	27	29
Taiwan Province of China	52	36	53	54	39	35	69	19
Ecuador	53	36	42	56	67	28	49	23
Philippines	54	36	66	51	95	20	14	36
Haiti	55	36	122	35	28	45	37	26
Belgium	56	35	81	46	42	34	39	26
Panama	57	35	36	58	70	26	60	21
Slovenia	58	34	105	40	49	32	23	32
Bosnia and Herzegovina	59	34	58	53	30	44	132	6
Uruguay	60	34	33	59	69	27	76	18
Colombia	61	34	25	63	86	21	72	18
Republic of Korea	62	34	94	44	31	41	78	17
United Republic of Tanzania	63	34	60	53	36	36	110	12
The former Yugoslav Republic of Macedonia	64	34	74	49	33	39	105	13
Kosovo	65	33	50	54	32	41	136	6
Lesotho	66	33	17	67	131	10	48	24
France	67	33	112	39	56	30	24	31
Cameroon	68	33	34	59	88	21	67	20
Turkmenistan	69	33	98	43	51	31	42	25
Bolivia (Plurinational State of)	70	33	52	54	82	22	55	22
Spain	71	33	67	51	43	33	101	14
Zimbabwe	72	32	18	66	127	10	62	21
South Sudan	73	32	43	56	102	18	51	23
Jordan	74	32	44	56	74	25	92	15
Brazil	75	32	54	54	85	21	63	20
Lebanon	76	31	80	46	40	35	103	13
Congo (Brazzaville)	77	31	22	65	114	14	93	15
Pakistan	78	31	73	49	47	32	109	12
Senegal	79	31	32	59	120	12	52	23
Romania	80	31	30	60	79	24	125	9
India	81	31	118	36	64	28	34	27
Nicaragua	82	30	114	38	61	29	44	24
Argentina	83	30	45	56	109	15	68	20
Italy	84	30	88	44	54	30	94	15
Kyrgyzstan	85	30	79	46	59	29	95	15
Burkina Faso	86	30	62	51	105	17	59	21
Kazakhstan	87	30	104	40	52	31	71	18
Peru	88	30	61	52	108	17	66	20
Afghanistan	89	30	78	46	83	22	61	21
Ukraine	90	29	99	42	58	29	83	16
Côte d'Ivoire	91	28	41	57	98	19	126	9
Tunisia	92	28	28	60	118	12	112	12
Botswana	93	28	23	64	135	7	108	12

2 CAF World Giving Index full table continued

Country								
	Ranking	Score (%)	Ranking	Score (%)	Ranking	Score (%)	Ranking	Score (%)
El Salvador	94	27	72	49	132	9	46	24
Albania	95	27	96	44	62	28	118	10
Gabon	96	27	35	59	123	11	111	12
Republic of Moldova	97	27	106	40	77	24	77	17
Guinea	98	27	59	53	119	12	84	16
Chad	99	27	95	44	87	21	89	16
Estonia	100	27	121	36	84	22	57	22
Rwanda	101	26	89	44	96	19	91	15
Slovakia	102	26	125	33	55	30	88	16
Central African Republic	103	26	100	41	111	14	53	23
Portugal	104	26	77	46	112	14	80	17
Poland	105	26	115	37	68	27	104	13
Mexico	106	26	82	46	101	18	102	13
Ethiopia	107	25	107	40	90	20	85	16
Egypt	108	25	49	54	110	15	131	7
Togo	109	25	85	45	113	14	90	16
Montenegro	110	25	108	40	76	24	119	10
Japan	111	24	135	23	46	32	73	18
Mali	112	24	69	50	124	11	113	11
Benin	113	24	101	41	115	13	81	17
Greece	114	24	70	50	130	10	114	11
Venezuela (Bolivarian Republic of)	115	23	83	45	121	12	115	11
Vietnam	116	23	117	37	106	17	97	14
Belarus	117	22	134	27	91	20	65	20
Niger	118	22	87	45	122	11	117	10
Hungary	119	21	119	36	103	17	123	9
Paraguay	120	21	130	29	81	23	120	10
Croatia	121	20	138	21	63	28	107	12
Armenia	122	20	90	44	117	12	139	4
State of Palestine	123	20	102	41	126	10	127	9
Russian Federation	124	20	127	30	104	17	106	12
Democratic Republic of the Congo (Kinshasa)	125	19	120	36	129	10	116	10
Azerbaijan	126	19	128	30	125	11	87	16
Bulgaria	127	19	124	34	107	17	138	5
Czech Republic	128	18	136	23	100	18	98	14
Bangladesh	129	18	123	34	116	13	128	8
Mauritania	130	18	110	39	136	6	122	10
Latvia	131	18	131	28	92	20	137	5
Serbia	132	18	137	21	73	25	129	7
Madagascar	133	18	133	27	133	8	74	18
Cambodia	134	18	139	18	60	29	133	6
Georgia	135	18	113	38	137	6	124	9
Morocco	136	18	97	43	139	2	130	7
Lithuania	137	16	132	28	128	10	121	10
China	138	14	129	30	134	8	134	6
Yemen	139	13	126	31	138	3	135	6



3 Helping a stranger full table

Country	Ranking	Score(%)	
Sierra Leone	1	81	▲
Iraq	2	78	▼
Libya	3	77	
Kenya	4	76	▲
Liberia	5	75	▲
Kuwait	6	74	▼
United States of America	7	73	
Uganda	8	73	
South Africa	9	72	▲
Saudi Arabia	10	71	
United Arab Emirates	11	71	▼
Malawi	12	69	▼
Zambia	13	69	
Nigeria	14	69	
Somalia	15	68	▼
Canada	16	67	
Lesotho	17	67	
Zimbabwe	18	66	▲
Australia	19	66	
Dominican Republic	20	65	
New Zealand	21	65	▲
Congo	22	65	
Botswana	23	64	▼
Costa Rica	24	63	
Colombia	25	63	▲
Ireland	26	61	▲
Iran	27	61	▲
Tunisia	28	60	▲
Ghana	29	60	▲
Romania	30	60	
Hong Kong	31	59	
Senegal	32	59	
Uruguay	33	59	
Cameroon	34	59	▼
Gabon	35	59	▼
Panama	36	58	
Guatemala	37	58	▼
United Kingdom	38	58	▼
Germany	39	58	
Denmark	40	57	
Cote d'Ivoire	41	57	
Ecuador	42	56	▲
South Sudan	43	56	▼
Jordan	44	56	▼
Argentina	45	56	
Uzbekistan	46	55	▼

Country	Ranking	Score(%)	
Finland	47	55	
Cyprus	48	54	
Egypt	49	54	▲
Kosovo	50	54	
Honduras	51	54	▲
Bolivia	52	54	
Taiwan	53	54	▼
Brazil	54	54	
Northern Cyprus	55	53	▼
Sweden	56	53	▼
Myanmar	57	53	▼
Bosnia and Herzegovina	58	53	▲
Guinea	59	53	▼
United Republic of Tanzania	60	53	▼
Peru	61	52	▼
Burkina Faso	62	51	▼
Austria	63	51	
Thailand	64	51	▲
Netherlands	65	51	▼
Philippines	66	51	▼
Spain	67	51	▲
Chile	68	51	▼
Mali	69	50	▼
Greece	70	50	▲
Mongolia	71	49	▲
El Salvador	72	49	
Pakistan	73	49	▲
The former Yugoslav Republic of Macedonia	74	49	▲
Norway	75	49	
Indonesia	76	47	▲
Portugal	77	46	▼
Afghanistan	78	46	▼
Kyrgyzstan	79	46	▼
Lebanon	80	46	▲
Belgium	81	46	▼
Mexico	82	46	
Venezuela	83	45	▲
Tajikistan	84	45	▼
Togo	85	45	▼
Malta	86	45	
Niger	87	45	
Italy	88	44	
Rwanda	89	44	▲
Armenia	90	44	
Iceland	91	44	▼
Nepal	92	44	

3 Helping a stranger full table continued

Country	 	
	Ranking	Score(%)
Israel	93	44 ▼
Republic of Korea	94	44
Chad	95	44 ▼
Albania	96	44
Morocco	97	43 ▼
Turkmenistan	98	43 ▼
Ukraine	99	42 ▲
Central African Republic	100	41
State of Palestine	101	41 ▲
Benin	102	41 ▼
Singapore	103	41 ▼
Kazakhstan	104	40
Slovenia	105	40 ▼
Republic of Moldova	106	40
Ethiopia	107	40 ▼
Montenegro	108	40 ▲
Switzerland	109	39 ▼
Mauritania	110	39
Mauritius	111	39
France	112	39
Georgia	113	38
Nicaragua	114	38 ▼
Poland	115	37 ▼
Luxembourg	116	37

Country	 	
	Ranking	Score(%)
Vietnam	117	37 ▼
India	118	36 ▼
Hungary	119	36
Democratic Republic of the Congo	120	36
Estonia	121	36
Haiti	122	35 ▼
Bangladesh	123	34 ▼
Bulgaria	124	34 ▼
Slovakia	125	33
Yemen	126	31 ▼
Russian Federation	127	30 ▼
Azerbaijan	128	30 ▼
China	129	30 ▲
Paraguay	130	29
Latvia	131	28 ▼
Lithuania	132	28 ▼
Madagascar	133	27
Belarus	134	27 ▼
Japan	135	23
Czech Republic	136	23 ▼
Serbia	137	21 ▼
Croatia	138	21 ▼
Cambodia	139	18 ▼

Countries' scores indicate a rise or fall in score of 3 percentage points or more since the 2015 survey.

▲ Scores have increased by at least three percentage points.

▼ Scores have decreased by at least three percentage points.

Scores in plain text have seen a change of less than three percentage points either way, or were not surveyed in 2015.

Only includes countries surveyed in 2016.

CAF World Giving Index scores are shown to the nearest whole number but the rankings are determined using two decimal points.

4 Donating money full table

Country	 Ranking	 Score(%)
Myanmar	1	91
Indonesia	2	79 ▲
Malta	3	73
Iceland	4	68
Thailand	5	68 ▲
New Zealand	6	65 ▼
Netherlands	7	64
United Kingdom	8	64 ▼
Australia	9	63 ▼
Canada	10	61 ▼
Ireland	11	60 ▼
Singapore	12	58
United States of America	13	56 ▼
Germany	14	55
Norway	15	55 ▼
Sweden	16	55 ▼
United Arab Emirates	17	55 ▼
Denmark	18	54 ▼
Israel	19	53 ▲
Kenya	20	52 ▲
Hong Kong	21	51
Switzerland	22	51
Iran (Islamic Republic of)	23	50
Austria	24	48
Luxembourg	25	48 ▼
Mauritius	26	48
Uzbekistan	27	46 ▼
Haiti	28	45
Chile	29	45 ▲
Bosnia and Herzegovina	30	44 ▲
Republic of Korea	31	41 ▲
Kosovo	32	41 ▼
The former Yugoslav Republic of Macedonia	33	39 ▲
Mongolia	34	38 ▼
Finland	35	37 ▼
United Republic of Tanzania	36	36 ▲
Nepal	37	36 ▼
Northern Cyprus	38	36 ▼
Taiwan Province of China	39	35 ▼
Lebanon	40	35 ▼
Cyprus	41	34 ▼
Belgium	42	34 ▼
Spain	43	33
Kuwait	44	33 ▼
Zambia	45	33 ▲
Japan	46	32 ▲

Country	 Ranking	 Score(%)
Pakistan	47	32
Ghana	48	32 ▲
Slovenia	49	32 ▼
Honduras	50	32 ▲
Turkmenistan	51	31 ▼
Kazakhstan	52	31
Uganda	53	31
Italy	54	30
Slovakia	55	30 ▲
France	56	30 ▲
Costa Rica	57	30
Ukraine	58	29 ▲
Kyrgyzstan	59	29 ▼
Cambodia	60	29 ▼
Nicaragua	61	29 ▼
Albania	62	28 ▲
Croatia	63	28 ▲
India	64	28 ▲
Guatemala	65	28 ▼
Nigeria	66	28 ▲
Ecuador	67	28 ▲
Poland	68	27
Uruguay	69	27 ▼
Panama	70	26 ▼
Sierra Leone	71	26 ▲
Saudi Arabia	72	26 ▼
Serbia	73	25
Jordan	74	25
Iraq	75	24 ▼
Montenegro	76	24 ▲
Republic of Moldova	77	24 ▲
Dominican Republic	78	24
Romania	79	24 ▲
South Africa	80	23 ▲
Paraguay	81	23 ▼
Bolivia (Plurinational State of)	82	22
Afghanistan	83	22 ▼
Estonia	84	22
Brazil	85	21 ▼
Colombia	86	21
Chad	87	21 ▲
Cameroon	88	21 ▼
Tajikistan	89	21
Ethiopia	90	20 ▼
Belarus	91	20 ▼
Latvia	92	20 ▼

4 Donating money full table continued

Country	Ranking	Score(%)	
Somalia	93	20	▲
Libya	94	20	▼
Philippines	95	20	
Rwanda	96	19	
Malawi	97	19	
Côte d'Ivoire	98	19	
Liberia	99	18	▲
Czech Republic	100	18	▼
Mexico	101	18	
South Sudan	102	18	▼
Hungary	103	17	
Russian Federation	104	17	
Burkina Faso	105	17	
Vietnam	106	17	▼
Bulgaria	107	17	▲
Peru	108	17	▼
Argentina	109	15	
Egypt	110	15	▼
Central African Republic	111	14	
Portugal	112	14	▼
Togo	113	14	▲
Congo (Brazzaville)	114	14	
Benin	115	13	▼
Bangladesh	116	13	
Armenia	117	12	▲

Country	Ranking	Score(%)	
Tunisia	118	12	▲
Guinea	119	12	▼
Senegal	120	12	
Venezuela (Bolivarian Republic of)	121	12	▼
Niger	122	11	
Gabon	123	11	
Mali	124	11	
Azerbaijan	125	11	
State of Palestine	126	10	
Zimbabwe	127	10	
Lithuania	128	10	
Democratic Republic of the Congo (Kinshasa)	129	10	
Greece	130	10	
Lesotho	131	10	
El Salvador	132	9	
Madagascar	133	8	
China	134	8	
Botswana	135	7	▼
Mauritania	136	6	▼
Georgia	137	6	▼
Yemen	138	3	
Morocco	139	2	

Countries' scores indicate a rise or fall in score of 3 percentage points or more since the 2015 survey.

▲ Scores have increased by at least three percentage points.

▼ Scores have decreased by at least three percentage points.

Scores in plain text have seen a change of less than three percentage points either way, or were not surveyed in 2015.

Only includes countries surveyed in 2016.

CAF World Giving Index scores are shown to the nearest whole number but the rankings are determined using two decimal points.

5 Volunteering time full table

Country	Ranking	Score(%)	
Indonesia	1	55	▲
Kenya	2	51	▲
Myanmar	3	51	▼
Liberia	4	46	▲
Tajikistan	5	44	▲
New Zealand	6	41	▼
United States of America	7	41	▼
Sierra Leone	8	41	▲
Mauritius	9	40	
Australia	10	40	
Ireland	11	39	
Mongolia	12	37	
Ghana	13	37	▲
Philippines	14	36	▼
Netherlands	15	36	▲
Canada	16	35	
Dominican Republic	17	34	
South Africa	18	33	▲
Zambia	19	33	▲
Switzerland	20	33	
Honduras	21	32	▼
Malawi	22	32	
Slovenia	23	32	
France	24	31	
Guatemala	25	31	▼
Norway	26	30	
Nepal	27	29	▼
Uganda	28	29	
Nigeria	29	29	▲
United Kingdom	30	28	▼
Luxembourg	31	28	▼
Finland	32	28	▼
Austria	33	28	
India	34	27	▲
United Arab Emirates	35	27	▲
Malta	36	26	
Haiti	37	26	
Iceland	38	26	
Belgium	39	26	
Iran (Islamic Republic of)	40	25	▲
Singapore	41	25	
Turkmenistan	42	25	▼
Israel	43	25	
Nicaragua	44	24	
Cyprus	45	24	
El Salvador	46	24	▼

Country	Ranking	Score(%)	
Somalia	47	24	▲
Lesotho	48	24	
Ecuador	49	23	▲
Northern Cyprus	50	23	
South Sudan	51	23	▼
Senegal	52	23	▲
Central African Republic	53	23	
Costa Rica	54	22	
Bolivia (Plurinational State of)	55	22	
Germany	56	22	▼
Estonia	57	22	▲
Denmark	58	21	
Burkina Faso	59	21	
Panama	60	21	▼
Afghanistan	61	21	▲
Zimbabwe	62	21	▲
Brazil	63	20	
Libya	64	20	
Belarus	65	20	
Peru	66	20	▼
Cameroon	67	20	▼
Argentina	68	20	
Taiwan Province of China	69	19	
Thailand	70	19	
Kazakhstan	71	18	▲
Colombia	72	18	
Japan	73	18	▼
Madagascar	74	18	▼
Uzbekistan	75	18	▼
Uruguay	76	18	▼
Republic of Moldova	77	17	
Republic of Korea	78	17	
Hong Kong	79	17	
Portugal	80	17	
Benin	81	17	
Kuwait	82	17	
Ukraine	83	16	
Guinea	84	16	▼
Ethiopia	85	16	
Iraq	86	16	
Azerbaijan	87	16	
Slovakia	88	16	▲
Chad	89	16	▲
Togo	90	16	▼
Rwanda	91	15	
Jordan	92	15	▲

5 Volunteering time full table continued

Country	Ranking	Score(%)
Congo (Brazzaville)	93	15
Italy	94	15
Kyrgyzstan	95	15 ▼
Sweden	96	14
Vietnam	97	14 ▼
Czech Republic	98	14
Chile	99	14
Saudi Arabia	100	14
Spain	101	14 ▼
Mexico	102	13
Lebanon	103	13
Poland	104	13 ▲
The former Yugoslav Republic of Macedonia	105	13 ▲
Russian Federation	106	12
Croatia	107	12
Botswana	108	12 ▼
Pakistan	109	12
United Republic of Tanzania	110	12 ▼
Gabon	111	12
Tunisia	112	12
Mali	113	11
Greece	114	11
Venezuela (Bolivarian Republic of)	115	11
Democratic Republic of the Congo (Kinshasa)	116	10

Country	Ranking	Score(%)
Niger	117	10 ▼
Albania	118	10
Montenegro	119	10
Paraguay	120	10 ▼
Lithuania	121	10
Mauritania	122	10 ▼
Hungary	123	9
Georgia	124	9 ▼
Romania	125	9
Côte d'Ivoire	126	9
State of Palestine	127	9
Bangladesh	128	8 ▼
Serbia	129	7
Morocco	130	7
Egypt	131	7
Bosnia and Herzegovina	132	6
Cambodia	133	6 ▼
China	134	6
Yemen	135	6
Kosovo	136	6 ▼
Latvia	137	5 ▼
Bulgaria	138	5
Armenia	139	4

Countries' scores indicate a rise or fall in score of 3 percentage points or more since the 2015 survey.

▲ Scores have increased by at least three percentage points.

▼ Scores have decreased by at least three percentage points.

Scores in plain text have seen a change of less than three percentage points either way, or were not surveyed in 2015.

Only includes countries surveyed in 2016.

CAF World Giving Index scores are shown to the nearest whole number but the rankings are determined using two decimal points.

6 Methodology

This report is primarily based upon data from Gallup's World View World Poll,¹² which is an ongoing research project carried out in 139 countries in 2016 that together represent around 95% of the world's population (around 5.2 billion people).¹³ The survey asks questions on many different aspects of life today including giving behaviour. The countries surveyed and questions asked in each region varies from year to year and is determined by Gallup. More detail on Gallup's methodology can be viewed online.¹⁴

In most countries surveyed, 1,000 questionnaires are completed by a representative sample of individuals living across the country. The coverage area is the entire country including rural areas. The sampling frame represents the entire civilian, non-institutionalised, aged 15 and older population of the entire country. In some bigger countries, larger samples are collected (e.g. 4,373 interviews in China; 2,000 in Russia), while in a small number of countries, the poll covers 500 to 1,000 people but still features a representative sample. The survey is not conducted in a limited number of instances including where the safety of interviewing staff is threatened, scarcely populated islands in some countries, and areas that interviewers can reach only by foot, animal or small boat. In all, more than 146,000 people were interviewed by Gallup in 2016 and samples are probability-based. Surveys are carried out by telephone or face-to-face depending on the country's telephone coverage.

There is of course a margin of error (the amount of random sampling error) in the results for each country, which is calculated by Gallup around a proportion at the 95% confidence level (the level of confidence that the results are a true reflection of the whole population). The maximum margin of error is calculated assuming a reported percentage of 50% and takes into account the design effect.

Calculation of CAF World Giving Index ranking

The percentages shown in the Index and within this publication are all rounded to the nearest whole number or to one decimal place. In reality though, for the analysis by CAF, the percentage scores are to two decimal places.

Due to rounding therefore, there are some occasions in the ranking of countries where two or more countries appear to have the same percentage, but are not placed equally. This is because there is a small amount of difference in the numbers to two decimal places. This also affects the calculation of percentage point change across years, which is based on the actual figure to decimal places, rather than the rounded number displayed.

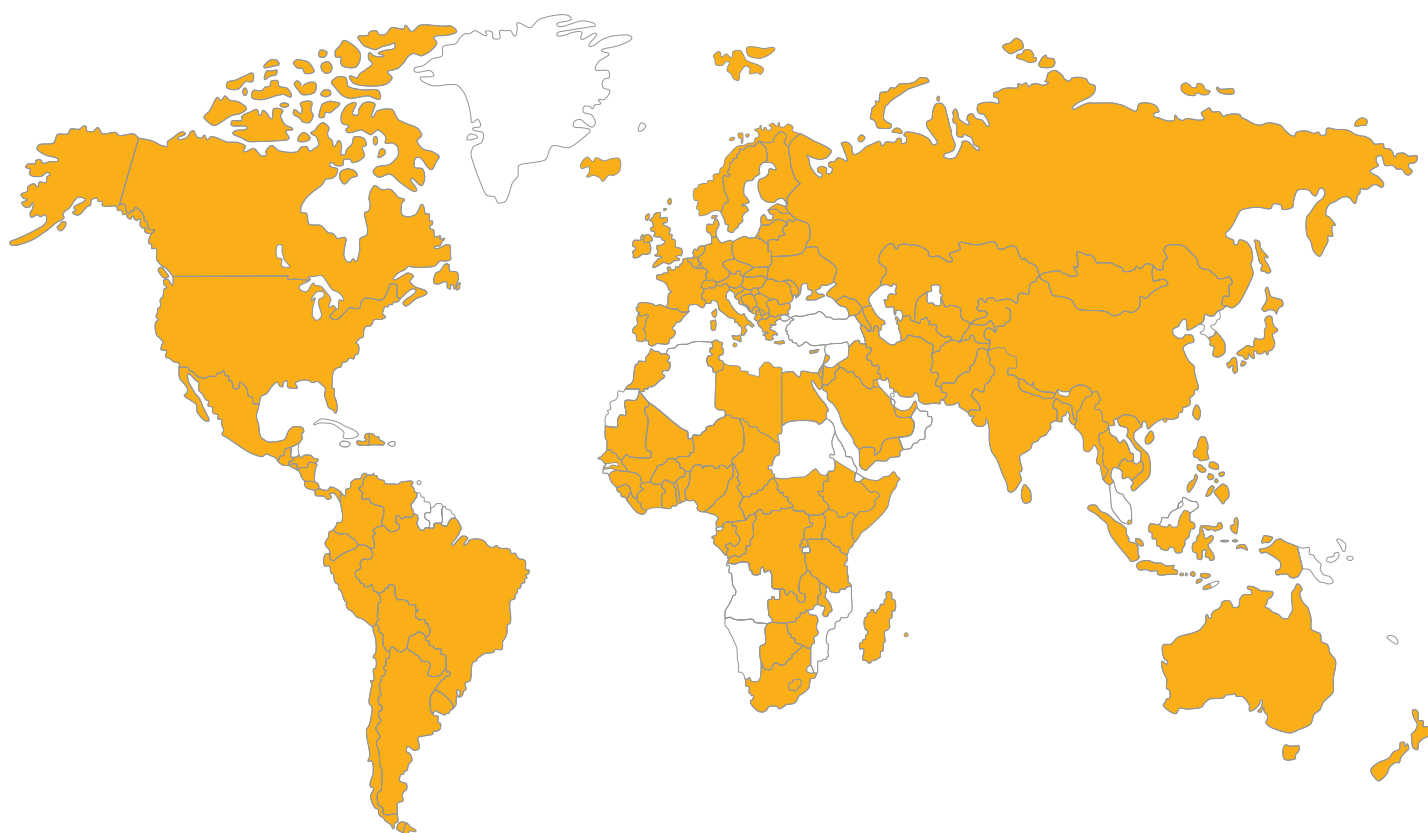
12 Gallup's website: <http://www.gallup.com/services/170945/world-poll.aspx>

13 World Population Prospects, the 2017 Revision, United Nations Department of Economic & Social Affairs: <https://esa.un.org/unpd/wpp/> The United Nations report a world population of 5.45 billion in 2015, for those aged 15 +. This is the latest data available.

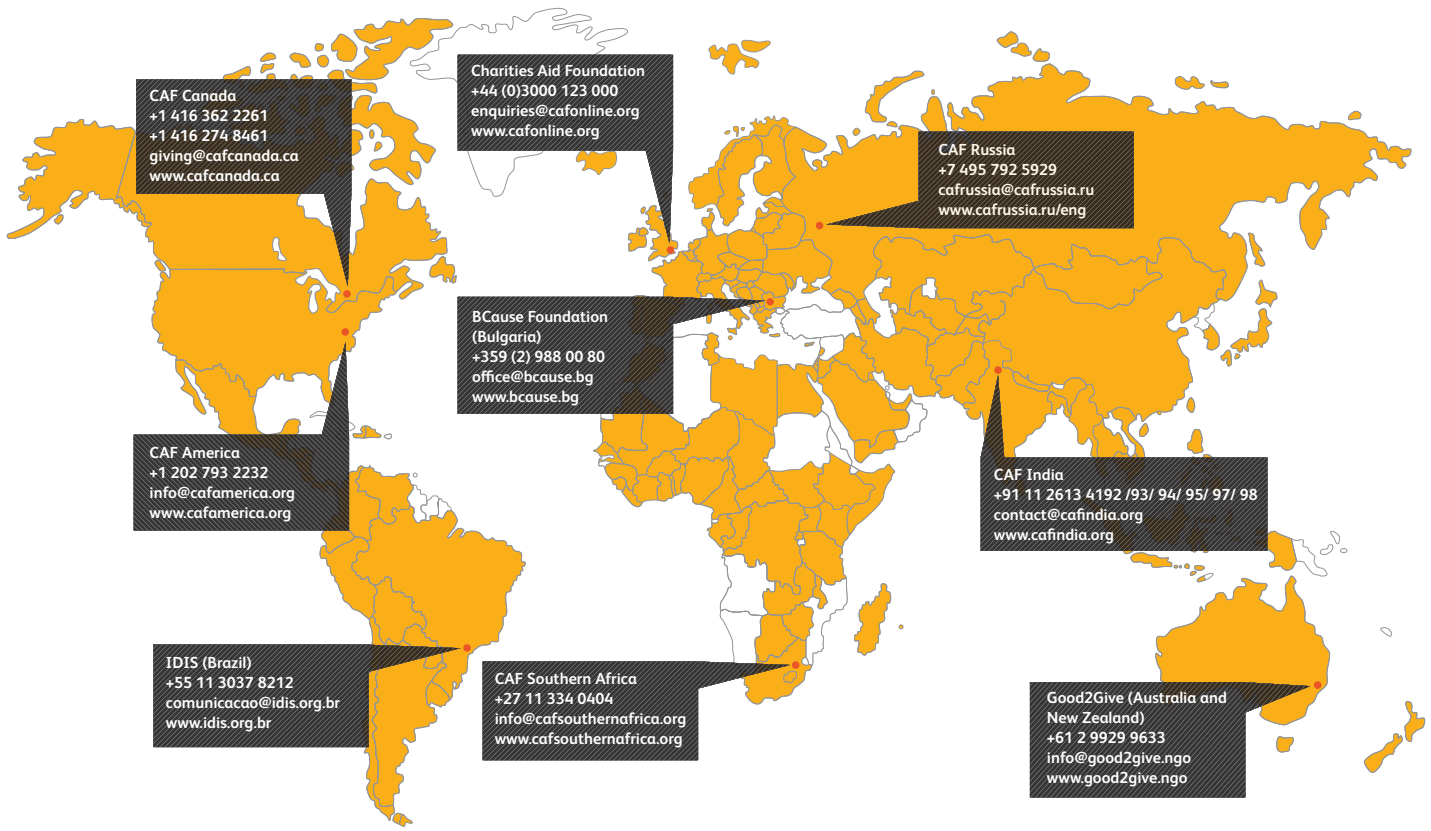
14 Gallup World Poll Methodology: <http://www.gallup.com/poll/105226/world-poll-methodology.aspx> Details of each country's dataset available: <http://www.gallup.com/services/177797/country-data-set-details.aspx>

CAF World Giving Index 2017

7 Surveyed countries



Afghanistan	China	Guatemala	Lithuania	Peru	Thailand
Albania	Colombia	Guinea	Luxembourg	Philippines	The former Yugoslav Republic of Macedonia
Argentina	Congo	Haiti	Madagascar	Poland	Togo
Armenia	Costa Rica	Honduras	Malawi	Portugal	Tunisia
Australia	Cote d'Ivoire	Hong Kong	Mali	Republic of Korea	Turkmenistan
Austria	Croatia	Hungary	Malta	Republic of Moldova	Uganda
Azerbaijan	Cyprus	Iceland	Mauritania	Romania	Ukraine
Bangladesh	Czech Republic	India	Mauritius	Russian Federation	United Arab Emirates
Belarus	Democratic Republic of Congo	Indonesia	Mexico	Rwanda	United Kingdom
Belgium	Denmark	Iran	Mongolia	Saudi Arabia	United Republic of Tanzania
Benin	Dominican Republic	Iraq	Montenegro	Senegal	United States of America
Bolivia	Ecuador	Israel	Morocco	Serbia	Uruguay
Bosnia and Herzegovina	Egypt	Italy	Myanmar	Sierra Leone	Uzbekistan
Botswana	El Salvador	Japan	Nepal	Singapore	Venezuela
Brazil	Estonia	Jordan	Netherlands	Slovakia	Vietnam
Bulgaria	Ethiopia	Kazakhstan	New Zealand	Slovenia	Yemen
Burkina Faso	Finland	Kenya	Nicaragua	Somalia	Zambia
Cambodia	Gabon	Kosovo	Niger	South Africa	Zimbabwe
Cameroon	Georgia	Kuwait	Nigeria	South Sudan	
Canada	Germany	Kyrgyzstan	Northern Cyprus	Spain	
Central African Republic	Ghana	Latvia	Norway	State of Libya	
Chad	Greece	Lebanon	Pakistan	Sweden	
Chile		Lesotho	Palestinian Territory	Switzerland	
		Liberia	Panama	Taiwan	
			Paraguay	Tajikistan	



CAF Canada
+1 416 362 2261
+1 416 274 8461
giving@cafcanada.ca
www.cafcanada.ca

Charities Aid Foundation
+44 (0)3000 123 000
enquiries@cafonline.org
www.cafonline.org

CAF Russia
+7 495 792 5929
cafrussia@cafrussia.ru
www.cafrussia.ru/eng

CAF America
+1 202 793 2232
info@cafamerica.org
www.cafamerica.org

BCause Foundation
(Bulgaria)
+359 (2) 988 00 80
office@bcause.bg
www.bcause.bg

CAF India
+91 11 2613 4192/93/94/95/97/98
contact@cafindia.org
www.cafindia.org

IDIS (Brazil)
+55 11 3037 8212
comunicacao@idis.org.br
www.idis.org.br

CAF Southern Africa
+27 11 334 0404
info@cafsouthernafrica.org
www.cafsouthernafrica.org

Good2Give (Australia and
New Zealand)
+61 2 9929 9633
info@good2give.ngo
www.good2give.ngo



CAF is a charity working to make giving more effective and charities more successful. Across the world our experience and expertise makes giving more beneficial for everyone.

www.cafonline.org

Registered charity number 268369

CAF Charities Aid Foundation